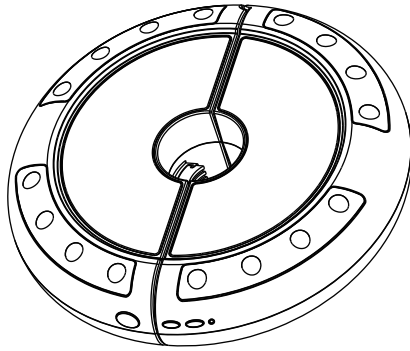


Luna Umbrella Light with **Bluetooth Speaker**

Assembly and Operation Guide



WARRANTY:

Treasure Garden warrants this product (in residential use) to be free from defects in original materials and workmanship for a period of 1 year from the date of purchase.

If a defect in the original material or workmanship appears during the warranty period; Treasure Garden will (at its option) repair or replace the product without charge.

Simply contact your original authorized Treasure Garden dealer with a description of the defect.

The dealer will verify the defect and work closely with Treasure Garden to obtain the necessary service.

In many cases, simple problems can be solved with a replacement part that can be shipped directly to the dealer for professional installation / repair.

In the event that warranted factory service is required, Treasure Garden will assume the responsibility of the return freight charges on warranted product for the first year only.

Returned product that (upon receipt and inspection) is deemed to be "not covered" under our warranty, will be shipped / billed at your expense.

This warranty gives you specific legal rights, and you may have other rights which vary from state to state.

NOTE: Failure caused by unreasonable or abusive use, or failure caused by neglect of reasonable and necessary care are not covered by this warranty.

Additionally, acts of nature (including but not limited to wind, hurricanes, tornadoes, and storms) are not covered by this warranty.

SAFETY PRECAUTIONS :

- Position Luna in a location that will protect it from direct sunlight and moisture.
- Do not overcharge the battery. Remove when indicator light turns off. Over charging may cause the battery to become hot, rupture or ignite. If you see any heat deformation or leakage, properly dispose of the device.
- If unit is exposed to light moisture, allow unit to air dry for 24 hours before reuse.
- Power supply must be used indoors only. It is neither designed or tested for use outdoors, in recreational vehicles or boats.

WARNING: *The Luna umbrella light is not waterproof.* If the light is immersed in a pool or spa or exposed to heavy rain the unit will be damaged and negate the 1 year warranty.

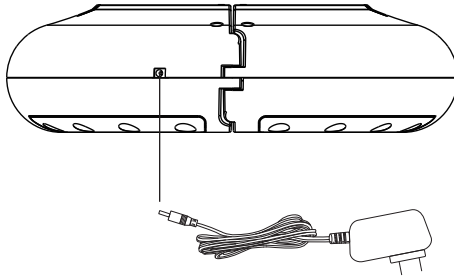
NOTE: We recommend fully charging Luna before you store for extended periods of time.

STEP 1 Charging

- Attach the charger into Luna charging port and plug into any 110V power source. Charge Luna for 2-4 hours. When the Luna is fully charged, the bluetooth indicator light will turn off.

Note:

- Charge Luna in dry area to keep from damaging.
- We recommend fully charging Luna before you store for extended periods of time.

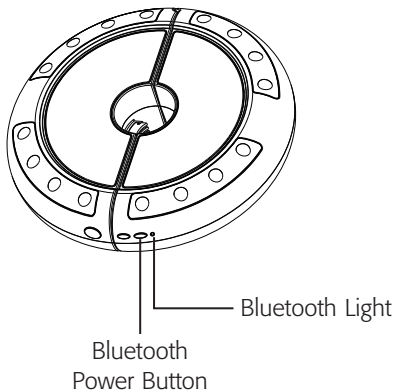


STEP 2 Pairing Bluetooth Device

- To turn on Bluetooth, locate the Bluetooth power button on the Luna. Press and hold Bluetooth power button for 3 seconds until you hear a prompt sound. The Bluetooth indicator light blinks blue when in pairing mode.
- From your music device, turn on bluetooth and switch your device to discovery mode. Select "LUNA" from your device options. You will hear a set tone and the bluetooth light will be solid blue when the Luna and your music device is paired successfully.
- Use controls on music device to select songs from playlists and adjust volume.

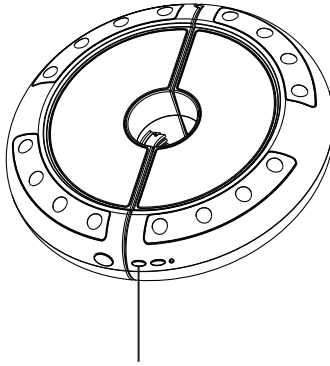
Note:

- When the Luna battery is low, you will hear an indicator tone notifying you to charge the Luna.
- Sound quality will lessen or music will stop playing when music device is approximately 30 feet away from Luna.



STEP 5 LED Lights

- Depress the LED light power button to turn on and turn off LED lights..



LED Light Power Button