

 TREASURE GARDEN

UV89115A
11'00"
Vienna Alu Teak

Assembly and Operation Guide



Thank you for purchasing Treasure Garden's Vienna Alu Teak Umbrella.

Please remove all contents from the package, inspect and review checklist.

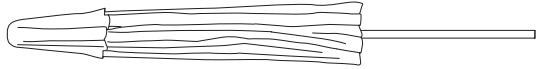
CHECKLIST

A - (1) Finial

A - 

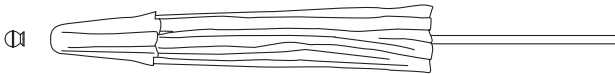
B - (1) Canopy/Mainframe

B -



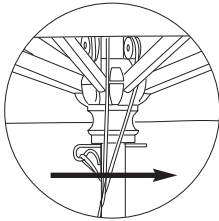
STEP 1 Set Up

Carefully remove umbrella from box. Attach finial to top of canopy/mainframe.



STEP 2 Opening Umbrella

Turn the umbrella upright and insert into umbrella base. Pull cord slowly until canopy is fully open. Insert pin into hole on pole to lock into place.



STEP 3 Closing Umbrella

Gently pull on cord while removing pin from top pole. Carefully lower canopy with cord until umbrella is closed. Tie strap around canopy to secure. Cover with protective cover (not included).



WARRANTY:

Treasure Garden warrants this product (in residential use) to be free from defects in original materials and workmanship for a period of 2 years from the date of purchase. If a defect in the original material or workmanship appears during the warranty period; Treasure Garden will (at its option) repair or replace the product without charge. Limited warranty against fabric fading, depending on fabric.

Simply contact your original authorized Treasure Garden dealer with a description of the defect. The dealer will verify the defect and work closely with Treasure Garden to obtain the necessary service. In many cases, simple problems can be solved with a replacement part that can be shipped directly to the dealer for professional installation/repair.

In the event that warranted factory service is required, Treasure Garden will assume the responsibility of the return freight charges on warranted product for the 2 years only.

Returned product that (upon receipt and inspection) is deemed to be "not covered" under our warranty, will be shipped/billed at your expense.

This warranty gives you specific legal rights, and you may have other rights which vary from state to state.

NOTE: Failure caused by unreasonable or abusive use, or failure caused by neglect of reasonable and necessary care are not covered by this warranty.

Additionally, acts of nature (including but not limited to wind, hurricanes, tornadoes, and storms) are not covered by this warranty.

S A F E T Y P R E C A U T I O N S :

- Close and store the umbrella in windy conditions or when a storm approaches. Never allow the umbrella to flap in the wind; this could damage the canopy.
- Do not leave open umbrella unattended. If damage occurs, this is not covered by the warranty.
- When adjusting the umbrella, make sure that no person(s) or item(s) are close to the umbrella. This is important to prevent injury or material damage.

C A R E A N D M A I N T E N A N C E :

- When not in use, close and cover umbrella with a protective cover (not included).
- Allow a wet canopy to dry while in open position.
- If necessary, clean the fabric with lukewarm water, mild detergent, and a sponge.

Winter Storage:

- Store in a dry, protective place.

After the Winter:

- Check the condition and function of the umbrella. Any defects must be repaired by a professional.



www.treasuregarden.com