



2026
COLLECTIONS

INTRODUCTION

For 42 years, Treasure Garden has manufactured the widest selection of shade products in the industry. We offer more than 25,000 variations of shade solutions and accessories. From our state-of-the-art cantilevers to our wide variety of fashion forward market umbrellas, Treasure Garden has a perfect shade solution for your outdoor environment.

Treasure Garden is a one stop shop for our customers. We offer the most comprehensive lines of umbrellas, bases, lights, protective covers, cleaning and maintenance products and outdoor rugs in the industry. Our Shademaker and Jardinico collections offer elegantly designed parasols with robust construction built to last for commercial or residential applications; all from one reliable source.

Our Southern California facility in Baldwin Park, as well as both our state-of-the-art facilities in Ningbo and Qingdao, China, are integral parts of our business operation and point of service. Treasure Garden is a vertically integrated manufacturer. We manufacture and produce over 90% of the components used in our products from their raw state. This allows Treasure Garden the advantage of monitoring every stage of the manufacturing process to maintain a consistent level of quality and delivery.

The 6,000 employees who share in the same vision on a daily basis and their attention to detail enables Treasure Garden to continue to be...

"The World's Favorite Shade".



TREASURE
GARDEN.
The World's Favorite Shade

p002

SHADEMAKER
architectural shade

p092

jardinico®
CARACTÈRE

p130

TABLE OF CONTENTS

CANTILEVER

13' Starlux AKZ Plus	6
10'x13' Starlux AKZ Plus	7
13' AKZ Plus	8
10'x13' AKZ Plus	9
11.5' AKZ Plus	10
11' AKZ Plus	11
11.5' AG25T	12
10' AG25TSQ	13
NEW 10' AG25T	14

CANTILEVER BASES

Bases and Mount Kit Options	16-17
-----------------------------	-------

SPECIALTY

NEW 10'x13' Easy Track	20
NEW 10' Easy Track	21
10' Shanghai Collar Tilt	22

MARKET

11' TWIST	26
9' TWIST	27
9' Starlux Collar Tilt	28
11' Collar Tilt	29
9' Collar Tilt	30
11' FLEX	31
9' FLEX	32
7.5' FLEX	33
11' Auto Tilt	34
9' Auto Tilt	35
8'x10' Auto Tilt	36
9' Glide Tilt	37
7.5' Glide Tilt	38
9' Push Button Tilt	39
7.5' Push Button Tilt	40
9' Quad Pulley Lift	41

FABRIC

NEW Fabrics	44-47
Fabric Index	48-49
Fabric Cleaning and Maintenance Instructions	50

ACCESSORIES

Market Bases and Mount Kit Options	54-59
Umbrella Lights	62-63
NEW Outdoor Rugs	66-69

TG CARE

Protective Furniture Covers	72-77
Care and Maintenance Products	78-79

MERCHANDISING

NEW Designer Canopy & Valance Collection	82-83
Rug and Umbrella Displays	84-85
Science Behind Shade	86-87

SALES PROGRAMS

TG Custom - Domestic	88
TG Direct - Container	89
TGEx Quick-Ship	90
Cantilever Quick-Ship	91

PRODUCT INFORMATION

Terms & Conditions	146-148
Warranty/Guarantee	149





CANTILEVER COLLECTION

13' Starlux AKZ Plus Cantilever
Octagon Series

10'x13' Starlux AKZ Plus Cantilever
Rectangle Series

13' AKZ Plus Cantilever
Octagon Series

10'x13' AKZ Plus Cantilever
Rectangle Series

11.5' AKZ Plus Cantilever
Square Series

11' AKZ Plus Cantilever
Octagon Series

11.5' AG25T Cantilever
Octagon Series

10' AG25TSQ Cantilever
Square Series

NEW 10' AG25T Cantilever
Octagon Series

SHOWN
Umbrella:
AG25TSQ-09
48091 Cast Horizon

Base:
BASE-13R-09





13' STARLUX AKZ PLUS

Cantilever Collection



129
sq ft. coverage



AVAILABLE IN



AKZP13LX-00D
Bronze



AKZP13LX-09D
Black

+ OPTIONAL ACCESSORY

Starlux AKZ Plus
Rechargeable Battery Pack
P-AKZPBATTERY-0_



SHOWN

Item No: AKZP13LX-09D w/ P-AKZPBATTERY-09 (Battery sold separately)
Fabric: 40434 Cast Slate
Base: BASE-13-09 (Base sold separately)

ITEM NO.

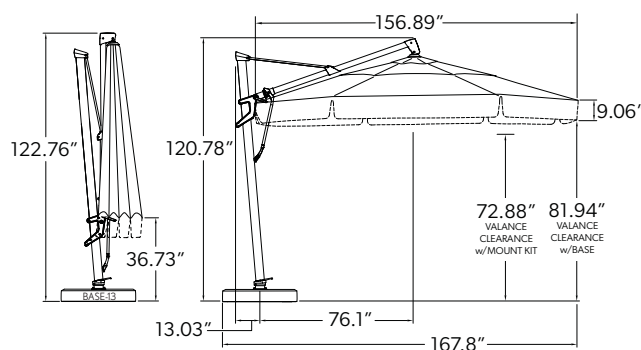
AKZP13LX

Size	13'
Shape	Octagon
Ribs	8
Pole Diameter	3.64" x 2.56"
Vent	DWV
Lift	Crank
Tilt	Front to Back Left to Right
Weight	DWV 108 lbs. DWV-V 109 lbs.
Cube	12
Minimum Base Weight	400 lbs.

FEATURES

- Light strips built into (8) ribs for elegant and modern look
- (2) Light settings (low/high)
- Color temperature: 4000-4500K
- 20,000 Lifetime hours
- Powder coated aluminum
- 100% Kevlar mesh lift cord for added strength and durability
- Foot pedal to easily rotate umbrella 360°
- Infinite front to back tilt: Up to 40° back tilt
- Tilts left and right at: 18°, 36°, and 54° angles
- Built-in light adapter to fit Treasure Garden lights
- UL approved 33 ft. power supply cord
- Includes protective cover

SPECIFICATIONS



+ OPTIONS

- Rechargeable battery pack (up to 8 hours of battery life)
- Designer canopy & valance (page 82-83)
- Bases and mount kits (pages 16 & 17)

+ REPLACEMENT PARTS

Frame	AKZP13LX-0_
Canopy (DWV)	C813RD
Canopy (DWV with valance)	C813RDV
Protective cover	PFC920


Shipping Information: **Truck Only**

130
sq. ft. coverage



10'x13' STARLUX AKZ PLUS

Cantilever Collection



AVAILABLE IN



AKZPRTLX-00
Bronze



AKZPRLX-09
Black

+ OPTIONAL ACCESSORY

Starlux AKZ Plus
Rechargeable Battery Pack
P-AKZPBATTERY-0_



SHOWN

Item No: AKZPRTLX-00 w/ P-AKZPBATTERY-00 (Battery sold separately)
Fabric: 6452 Moon
Base: BASE-13R-00 (Base sold separately)

ITEM NO.

AKZPRTLX

Size	10'x13'
Shape	Rectangle
Ribs	8
Pole Diameter	3.64" x 2.56"
Vent	SWV
Lift	Crank
Tilt	Front to Back Left to Right
Weight	108 lbs.
Cube	10.91
Minimum Base Weight	400 lbs.

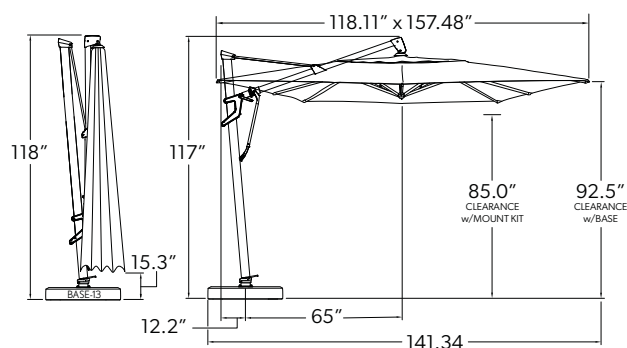
FEATURES

- Light strips built into (8) ribs for elegant and modern look
- (2) Light settings (low/high)
- Color temperature: 4000-4500K
- 20,000 Lifetime hours
- Powder coated aluminum
- 100% Kevlar mesh lift cord for added strength and durability
- Foot pedal to easily rotate umbrella 360°
- Infinite front to back tilt: Up to 40° back tilt
- Tilts left and right at: 18°, 36°, and 54° angles
- Built-in light adapter to fit Treasure Garden lights
- UL approved 33 ft. power supply cord
- Includes protective cover

STRIPED FABRICS NOT AVAILABLE ON THIS STYLE.

Shipping Information: Truck Only

SPECIFICATIONS



+ OPTIONS

- Rechargeable battery pack (up to 8 hours of battery life)
- Bases and mount kits (pages 16 & 17)

+ REPLACEMENT PARTS

Frame	AKZPRTLX-0_
Canopy (SWV)	CAKZRT
Protective cover	PFC920

13' AKZ PLUS

Cantilever Collection

CQS
QUICK-SHIP PROGRAM

2 YEAR
WARRANTY



129
sq. ft. coverage

AVAILABLE IN



AKZP13-SSD
Silver Shadow,
Anodized



AKZP13-WOD
Weathered Oak



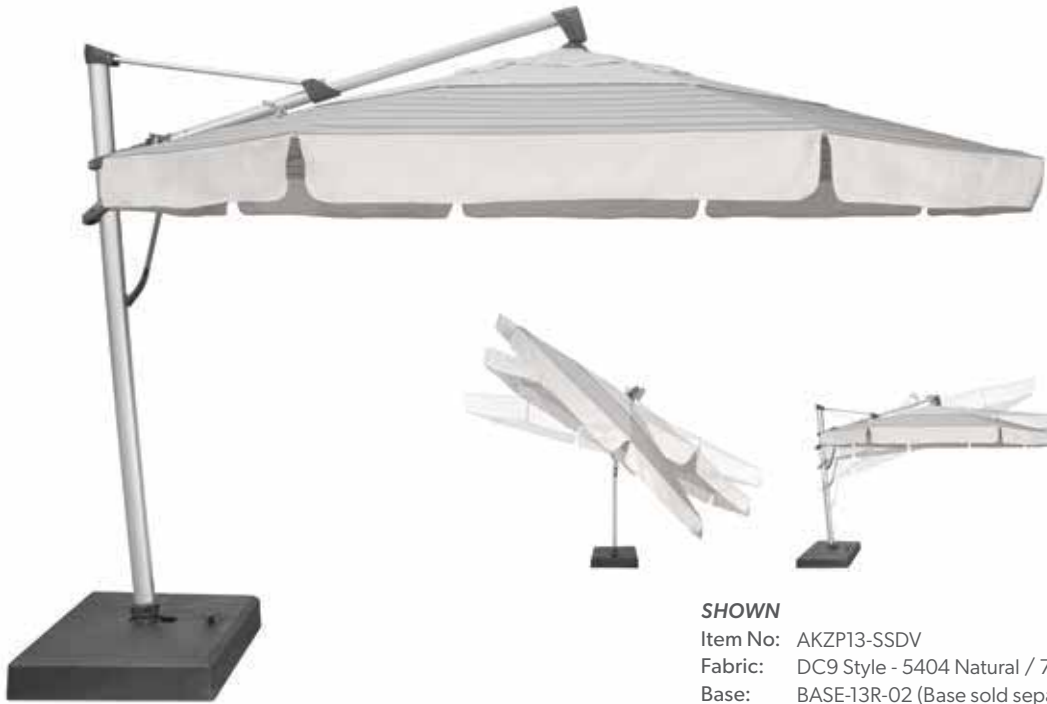
AKZP13-00D
Bronze



AKZP13-02D
Anthracite



AKZP13-09D
Black



SHOWN

Item No: AKZP13-SSDV

Fabric: DC9 Style - 5404 Natural / 7960 Newport Mercury

Base: BASE-13R-02 (Base sold separately)

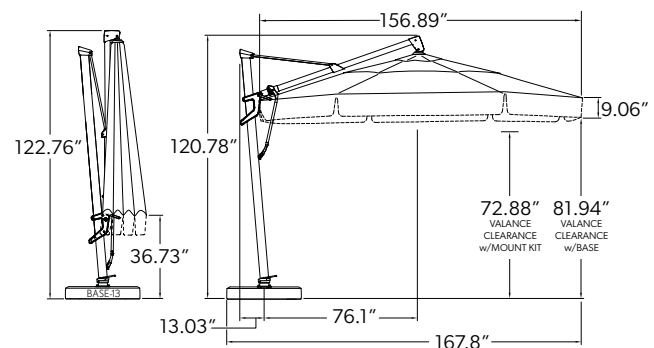
ITEM NO. AKZP13

Size	13'
Shape	Octagon
Ribs	8
Pole Diameter	3.64" x 2.56"
Vent	DWV
Lift	Crank
Tilt	Front to Back Left to Right
Weight	DWV 104 lbs. DWV-V 105 lbs.
Cube	11.52
Minimum Base Weight	400 lbs.

FEATURES

- Powder coated aluminum
- 100% Kevlar mesh lift cord for added strength and durability
- Foot pedal to easily rotate umbrella 360°
- Infinite front to back tilt: Up to 40° back tilt
- Tilts left and right at: 18°, 36°, and 54° angles
- Built-in light adapter to fit Treasure Garden lights
- Includes protective cover

SPECIFICATIONS



+ OPTIONS

- Designer canopy & valance (page 82-83)
- Bases and mount kits (pages 16 & 17)

+ REPLACEMENT PARTS

Frame	AKZP13-0_
Canopy (DWV)	C813RD
Canopy (DWV with valance)	C813RDV
Protective cover	PFC920

Shipping Information: **Truck Only**



AVAILABLE IN



AKZPRT-SS
Silver Shadow,
Anodized



AKZPRT-WO
Weathered Oak



AKZPRT-00
Bronze



AKZPRT-02
Anthracite



AKZPRT-09
Black

SHOWN

Item No: AKZPRT-WO

Fabric: 48094 Cast Breeze

Base: BASE-13R-SD (Base sold separately)

ITEM NO.

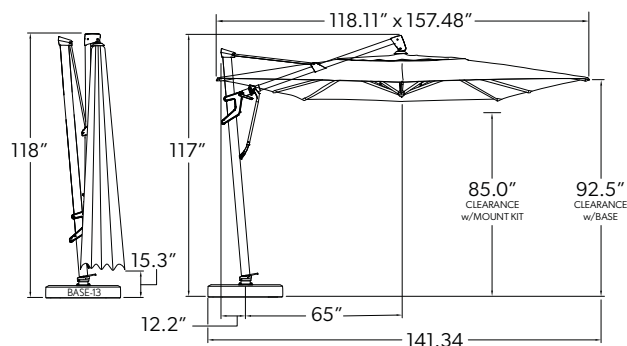
AKZPRT

Size	10'x13'	
Shape	Rectangle	
Ribs	8	
Pole Diameter	3.64" x 2.56"	
Vent	SWV	
Lift	Crank	
Tilt	Front to Back	Left to Right
Weight	104 lbs.	
Cube	10.91	
Minimum Base Weight	400 lbs.	

FEATURES

- Powder coated aluminum
- 100% Kevlar mesh lift cord for added strength and durability
- Foot pedal to easily rotate umbrella 360°
- Infinite front to back tilt: Up to 40° back tilt
- Tilts left and right at: 18°, 36°, and 54° angles
- Built-in light adapter to fit Treasure Garden lights
- Includes protective cover

SPECIFICATIONS



+ OPTIONS

- Bases and mount kits (pages 16 & 17)

+ REPLACEMENT PARTS

Frame	AKZPRT-0_
Canopy (SWV)	CAKZRT
Protective cover	PFC920

STRIPED FABRICS NOT AVAILABLE ON THIS STYLE.

Shipping Information: Truck Only

11.5' AKZ PLUS
Cantilever Collection



132
sq. ft. coverage



AVAILABLE IN



AKZPSQ11-00
Bronze



AKZPSQ11-09
Black

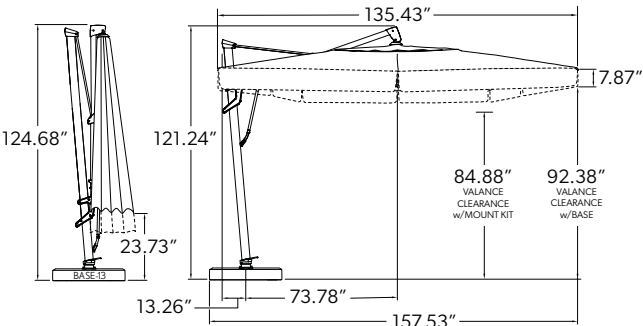


SHOWN

Item No: AKZPSQ11-00
Fabric: 40599-01 Directional Linen
Base: BASE-13R-00 (Base sold separately)

ITEM NO.	AKZPSQ11	
Size	11.5'	
Shape	Square	
Ribs	8	
Pole Diameter	3.64" x 2.56"	
Vent	SWV	
Lift	Crank	
Tilt	Front to Back	Left to Right
Weight	SWV 89 lbs.	SWV-V 90 lbs.
Cube	12	
Minimum Base Weight	400 lbs.	

SPECIFICATIONS



FEATURES

- Powder coated aluminum
- 100% Kevlar mesh lift cord for added strength and durability
- Foot pedal to easily rotate umbrella 360°
- Infinite front to back tilt: Up to 40° back tilt
- Tilts left and right at: 18°, 36°, and 54° angles
- Built-in light adapter to fit Treasure Garden lights
- Includes protective cover

+ OPTIONS

- Designer valance (page 83)
- Bases and mount kits (pages 16 & 17)

+ REPLACEMENT PARTS

Frame	AKZPSQ11-0_
Canopy (SWV)	C812SQ
Canopy (SWV with valance)	C812SQV
Protective cover	PFC920

Shipping Information: Truck Only



AVAILABLE IN

**AKZP-00D**
Bronze**AKZP-02D**
Anthracite**AKZP-09D**
Black

SHOWN

Item No: AKZP-00D

Fabric: 6451 Seashell / 5476 Heather Beige B2 Binding

Base: BASE-13R-00 (Base sold separately)

ITEM NO.

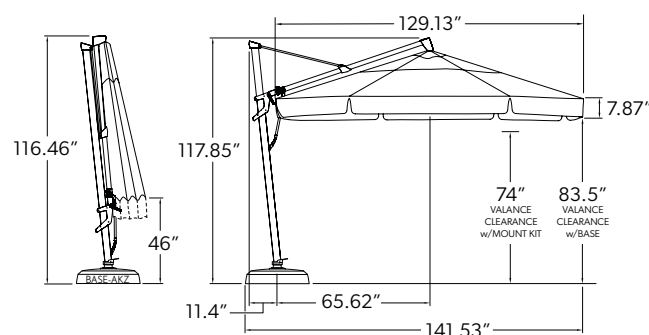
AKZP

Size	11'	
Shape	Octagon	
Ribs	8	
Pole Diameter	3.64" x 2.56"	
Vent	DWV	
Lift	Crank	
Tilt	Front to Back	Left to Right
Weight	DWV 99 lbs.	DWV-V 100 lbs.
Cube	10.91	
Minimum Base Weight	200 lbs.	

FEATURES

- Powder coated aluminum
- 100% Kevlar mesh lift cord for added strength and durability
- Foot pedal to easily rotate umbrella 360°
- Infinite front to back tilt: Up to 40° back tilt
- Tilts left and right at: 18°, 36°, and 54° angles
- Built-in light adapter to fit Treasure Garden lights
- Includes protective cover

SPECIFICATIONS



+ OPTIONS

- Designer canopy & valance (page 82-83)
- Bases and mount kits (pages 16 & 17)

+ REPLACEMENT PARTS

Frame	AKZP-0_
Canopy (DWV)	C811RD
Canopy (DWV with valance)	C811RDV
Protective cover	PFC920

11.5' AG25T

Cantilever Collection



96
sq. ft. coverage



AVAILABLE IN



AG25TR-00D
Bronze



AG25TR-09D
Black



SHOWN

Item No: AG25TR-09D
Fabric: 14087 Gateway Coast Stripe
Base: BASE-AKZ-09 (Base sold separately)

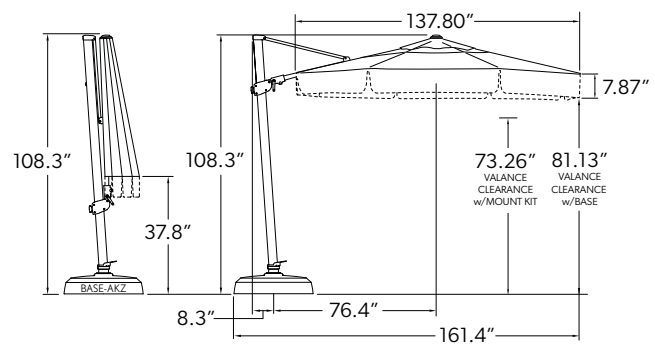
ITEM NO. AG25TR

Size	11.5'
Shape	Octagon
Ribs	8
Pole Diameter	3.54" x 2.56"
Vent	DWV
Lift	Crank
Tilt	Front to Back Left to Right
Weight	DWV 72 lbs. DWV-V 73 lbs.
Cube	6.8
Minimum Base Weight	200 lbs.

FEATURES

- Powder coated aluminum
- Foot pedal to easily rotate umbrella 360°
- Infinite front to back tilt: Up to 30° back tilt
- Infinite left to right tilting capabilities
- Built-in light adapter to fit Treasure Garden lights
- Includes protective cover

SPECIFICATIONS




+ OPTIONS

- Designer valance (page 83)
- Bases and mount kits (pages 16 & 17)

+ REPLACEMENT PARTS

Frame	AG25TR-0_
Canopy (DWV)	CAG25RD
Canopy (DWV with valance)	CAG25RDV
Protective cover	PFC955

Shipping Information: **Truck Only**



AVAILABLE IN



AG25TSQR-00
Bronze



AG25TSQR-09
Black



SHOWN

Item No: AG25TSQR-09
Fabric: 48091 Cast Horizon
Base: BASE-AKZ-09 (Base sold separately)

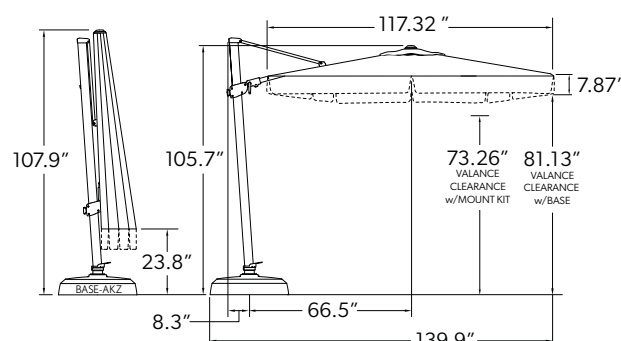
ITEM NO. AG25TSQR

Size	10'
Shape	Square
Ribs	8
Pole Diameter	3.54" x 2.56"
Vent	SWV
Lift	Crank
Tilt	Front to Back Left to Right
Weight	SWV 72 lbs. SWV-V 73 lbs.
Cube	6.8
Minimum Base Weight	200 lbs.

FEATURES

- Powder coated aluminum
- Foot pedal to easily rotate umbrella 360°
- Infinite front to back tilt: Up to 30° back tilt
- Infinite left to right tilting capabilities
- Built-in light adapter to fit Treasure Garden lights
- Includes protective cover

SPECIFICATIONS



+ OPTIONS

- Designer valance (page 83)
- Bases and mount kits (pages 16 & 17)

+ REPLACEMENT PARTS

Frame	AG25TSQR-0_
Canopy (SWV)	CAG25TSQR
Canopy (SWV with valance)	CAG25TSQRV
Protective cover	PFC955

10' AG25T

NEW

Cantilever Collection

1

YEAR

WARRANTY

70
sq. ft. coverage



AVAILABLE IN



AG25TR10-00D
Bronze



AG25TR10-09D
Black



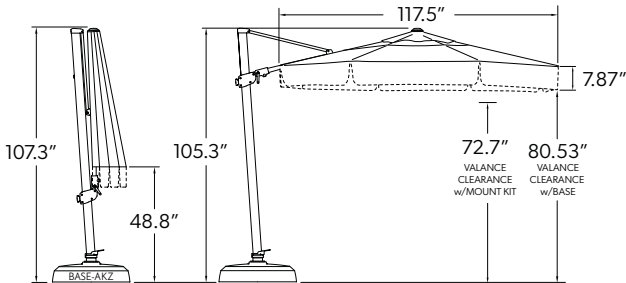
SHOWN
Item No: AG25TR10-09
Fabric: 4810 Mist
Base: BASE-13-09 (Base sold separately)

ITEM NO.	AG25TR10	
Size	10'	
Shape	Octagon	
Ribs	8	
Pole Diameter	3.54" x 2.56"	
Vent	DWV	
Lift	Crank	
Tilt	Front to Back	Left to Right
Weight	DWV 59 lbs.	DWV-V 60 lbs.
Cube	7.03	
Minimum Base Weight	200 lbs.	

FEATURES

- Powder coated aluminum
- Foot pedal to easily rotate umbrella 360°
- Infinite front to back tilt: Up to 30° back tilt
- Infinite left to right tilting capabilities
- Built-in light adapter to fit Treasure Garden lights
- Includes protective cover

SPECIFICATIONS



+ OPTIONS

- Designer valance (page 83)
- Bases and mount kits (pages 16 & 17)

+ REPLACEMENT PARTS

Frame	AG25TR10-0_
Canopy (DWV)	CAG25-10RD
Canopy (DWV with valance)	CAG25-10RDV
Protective cover	PFC955

Shipping Information: Truck Only

SHOWN

Umbrella:
AG25TSQR-09
5402 Granite

Rug:
Athens - Silver
RS-607-637-80 (7'10" x 10')



BASE OPTIONS

Cantilever Collection



AKZ13 Rolling Base | BASE-13R-__

Includes: Steel base frame, resin lid, foot pedal, (4) wheels and (4) add-on weights to be filled with 230 lbs. of sand and water (sand not included).

Finishes	Size	Weight	Cube
00-Bronze 02-Anthracite 09-Black SD-Sand	34" x 34" x 7.5"	190 lbs.	12.56

Compatible with: AKZP13LX, AKZPRTLX, AKZP13, AKZPRT, AKZPSQ11, AKZP, AG25T, AG25TSQ, AG25TR10

Shipping Information: **Truck Only**



AKZ13 Base | BASE-13-__

Includes: Steel base frame, resin lid, and four (4) add-on weights. Base holds up to 400 lbs. of sand (sand not included).

Finishes	Size	Weight	Cube
00-Bronze 02-Anthracite 09-Black SD-Sand	34" x 34" x 7.5"	74 lbs.	7

Compatible with: AKZP13LX, AKZPRTLX, AKZP13, AKZPRT, AKZPSQ11, AKZP, AG25T, AG25TSQ, AG25TR10

Shipping Information: **Truck Only**



AKZ Base | BASE-AKZ-__

Includes: Resin base shell and lid. Base holds up to 200 lbs. of sand (sand not included).

Finishes	Size	Weight	Cube
00-Bronze 02-Anthracite 09-Black	32" x 32" x 7.5"	38 lbs.	5.5

Compatible with: AKZP, AG25T, AG25TSQ, AG25TR10

Shipping Information: **Standard Parcel/Courier Services**





MOUNT OPTIONS

Cantilever Collection

Our Mount Kit options open up a world of opportunities for large shades.
Kits can be mounted 3 ways – Concrete, In-Ground and Wood Decks.

(MOUNT KITS REDUCES THE CANOPY
CLEARANCE BY 7.5")

Compatible with: AKZP13LX, AKZPRTLX, AKZP13, AKZPRT, AKZPSQ11, AKZP, AG25T, AG25TSQ, & AG25TR10



Concrete Mount

Includes:
Adapter plate and expansion bolts



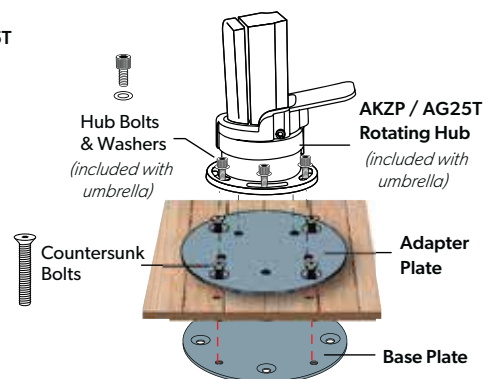
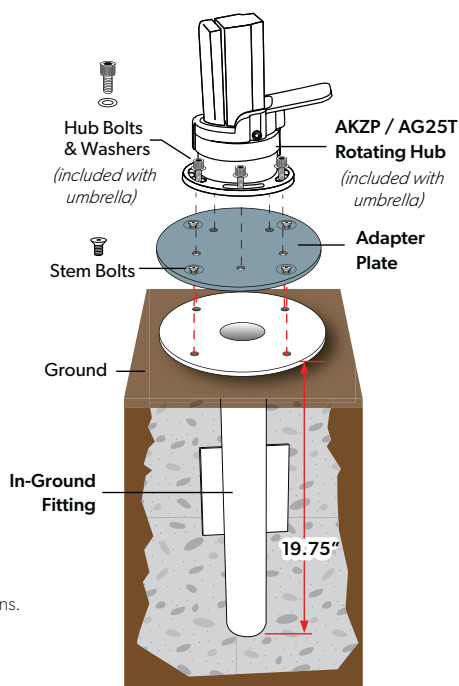
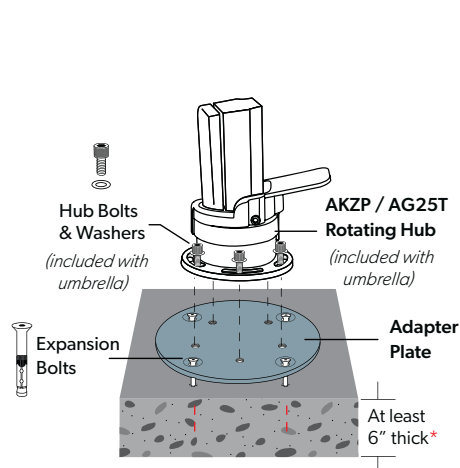
In-Ground Mount

Includes:
Adapter plate, in-ground fitting,
and stem bolts



Wood Mount

Includes:
Adapter plate, base plate,
and countersunk bolts



* Note: 8" thick concrete required for rooftop applications.

Mount Kits		Diameter	Overall Depth	Weight	Cube	Case Pack	Case Weight	Case Cube
Concrete Mount Kit	AMK-C22	8.5"	n/a	10 lbs.	0.22	6	58 lbs.	1.1
In-Ground Mount Kit	AMK-G	8.5"	19.75"	22 lbs.	1.51	4	81 lbs.	6.03
Wood Mount Kit	AMK-W	8.5"	n/a	14 lbs.	0.22	5	71 lbs.	1.1

Note: Can be ordered individually or case pack.

SPECIALTY COLLECTION

NEW 10'x13' Easy Track
Rectangle Series

NEW 10' Easy Track
Octagon Series

10' Shanghai Collar Tilt
Round Series

SHOWN
Umbrella:
ET3RT-09
5404 Natural

Base:
BA1509





10'x13' EASY TRACK® NEW

Specialty Collection



130
sq. ft. coverage



AVAILABLE IN



ET3RT-00
Bronze



ET3RT-09
Black



SHOWN

Item No: ET3RT-00
Fabric: 40428 Cast Ash
Base: BA1500 (Base sold separately)

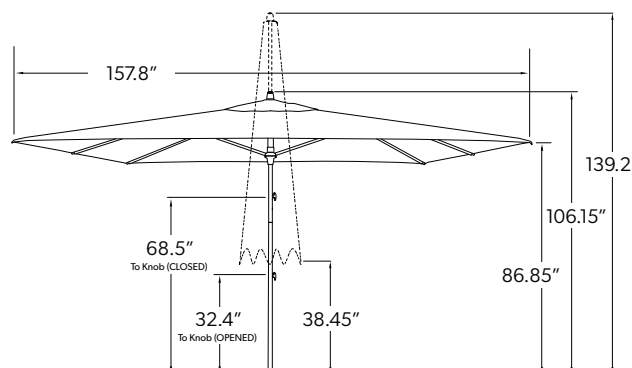
ITEM NO. ET3RT

Size	10'x13'
Shape	Rectangle
Ribs	8
Pole Diameter	1.5"
Weight	38 lbs.
Cube	3.47
Minimum Base Weight	100 lbs.

FEATURES

- Powder coated aluminum
- Operates with the patented slide-knob mechanism for seamless open and close
- Canopy telescopes upward to effortlessly close over tabletop
- Three-tiered hub system for added strength
- Residential and commercial use

SPECIFICATIONS



+ OPTIONS

- Bases and mount kits (pages 54-55, 58-59)
- Protective cover - PFC910

+ REPLACEMENT PARTS

Frame	ET3RT-__
Canopy (SWV)	CET3RT
54" Bottom Pole	BP54-ET3-0__

STRIPED FABRICS NOT AVAILABLE ON THIS STYLE.

Shipping Information: Truck Only



AVAILABLE IN

ET3-00
BronzeET3-09
Black

SHOWN

Item No: ET310-09

Fabric: 5413 Spa

Base: BKM1009 (Base sold separately)

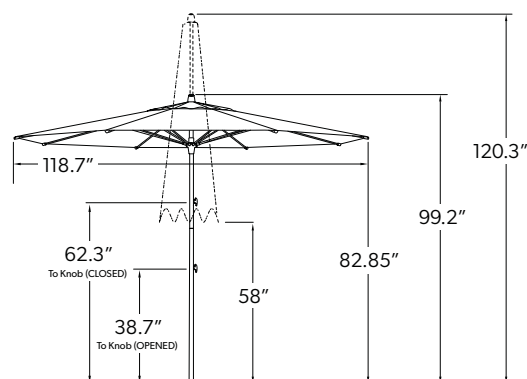
ITEM NO. ET310

Size	10'
Shape	Octagon
Ribs	8
Pole Diameter	1.5"
Weight	28 lbs.
Cube	2.28
Minimum Base Weight	100 lbs.

FEATURES

- Powder coated aluminum
- Operates with the patented slide-knob mechanism for seamless open and close
- Canopy telescopes upward to effortlessly close over tabletop
- Three-tiered hub system for added strength
- Residential and commercial use

SPECIFICATIONS



+ OPTIONS

- Bases and mount kits (pages 54-55, 58-59)
- Protective cover - PFC910

+ REPLACEMENT PARTS

Frame	ET310-__
Canopy (SWV)	CET310
54" Bottom Pole	BP54-ET3-0__

10' SHANGHAI COLLAR TILT
Specialty Collection



70
sq. ft. coverage



AVAILABLE IN



USA45-09
Black



SHOWN

Item No: USA45-09
Fabric: 6407 Aquatic
Base: BA509/BW30 (Base sold separately)

ITEM NO. USA45-09

Size	10'
Shape	Round
Ribs	24
Pole Diameter	1.5"
Bottom Pole	32"
Lift	Crank
Tilt	Collar
Weight	25 lbs.
Cube	2
Minimum Base Weight	80 lbs.

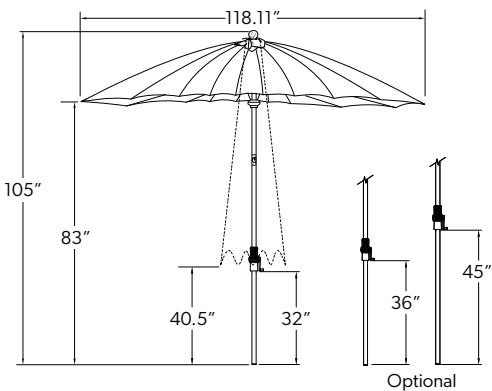
FEATURES

- 24 fiberglass ribs
- Powder coated aluminum
- Easy to twist collar tilt function
- Maximum tilt 30°
- Textured two-piece ribbed pole
- Crank lift system
- Fabric wrapped finial

7947 & STRIPED FABRICS NOT AVAILABLE ON THIS STYLE.

Shipping Information: Standard Parcel/Courier Services

SPECIFICATIONS



+ OPTIONS

- Bases and mount kits (pages 54-55, 58-59)
- Protective cover - PFC902

+ REPLACEMENT PARTS

Frame	USA45-09
32" Bottom Pole (Standard)	BP32-8009
36" Bottom Pole	BP36-8019
45" Bottom Pole	BP45-8009



SHOWN

Umbrella:
USA45-09
5404 Natural

Base:
BG509/BW30

Rug:
Illusion - Black Mirage
RP-505-360-80 (7'10" x 10')

MARKET COLLECTION

11' TWIST
Octagon Series

9' TWIST
Octagon Series

9' Starlux Collar Tilt
Octagon Series

11' Collar Tilt
Octagon Series

9' Collar Tilt
Octagon Series

11' FLEX
Octagon Series

9' FLEX
Octagon Series

7.5' FLEX
Square Series

11' Auto Tilt
Octagon Series

9' Auto Tilt
Octagon Series

8'x10' Auto Tilt
Rectangle Series

9' Glide Tilt
Octagon Series

7.5' Glide Tilt
Octagon Series

9' Push Button Tilt
Octagon Series

7.5' Push Button Tilt
Octagon Series

9' Quad Pulley Lift
Octagon Series





SHOWN
Umbrella:
UM847SQ-SS
48091 Cast Horizon

Base:
BS709-2.0

11' TWIST

Market Collection



85
sq. ft. coverage




AVAILABLE IN



UM851-02
Anthracite



UM851-03
White



SHOWN

Item No: UM851-02

Fabric: 5489 Coal

Base: BG502/BW30 (Base & weight sold separately)

ITEM NO.

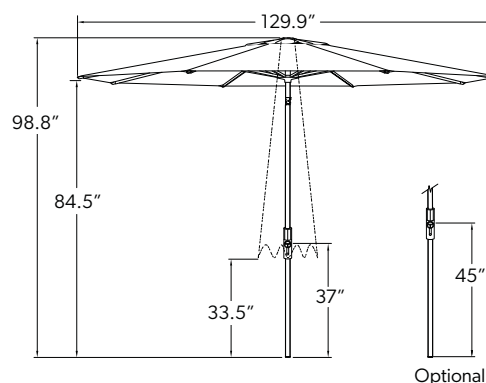
UM851

Size	11'
Shape	Octagon
Ribs	8
Pole Diameter	1.58"/40mm
Bottom Pole	37"
Vent	SWV
Lift	Crank
Tilt	Collar
Weight	19 lbs.
Cube	4.41
Minimum Base Weight	80 lbs.

FEATURES

- Powder coated aluminum
- Easy to twist collar tilt function
- Maximum tilt 30°
- Release clamp on housing to easily rotate umbrella 360°
- Functional crank handle automatically returns to center position
- Modernly designed hub, fittings, crank housing, and finial
- Textured two-piece ribbed pole
- Crank lift system
- 100% Kevlar mesh lift cord for added strength and durability
- Residential and commercial use

SPECIFICATIONS



+ OPTIONS

- Bases and mount kits (pages 54-57, 59)
- Protective cover - PFC902

+ REPLACEMENT PARTS

Frame	UM851-0_
Canopy (SWV)	C8511
37" Bottom pole (Standard)	BP37-850_
45" Bottom pole	BP45-850_

Shipping Information: **Standard Parcel/Courier Services**

**AVAILABLE IN****UM850-02**
Anthracite**UM850-03**
White**SHOWN**

Item No: UM850-03

Fabric: 40433 Cast Silver

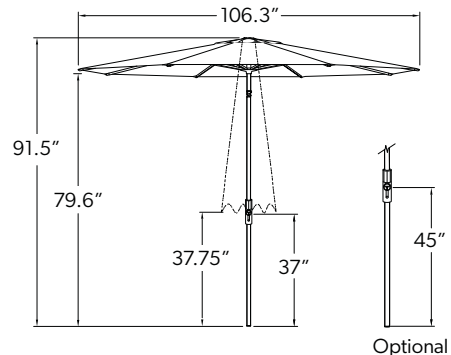
Base: BKM1003 (Base sold separately)

ITEM NO. UM850

Size	9'
Shape	Octagon
Ribs	8
Pole Diameter	1.58"/40mm
Bottom Pole	37"
Vent	SWV
Lift	Crank
Tilt	Collar
Weight	16 lbs.
Cube	3.75
Minimum Base Weight	50 lbs.

FEATURES

- Powder coated aluminum
- Easy to twist collar tilt function
- Maximum tilt 30°
- Release clamp on housing to easily rotate umbrella 360°
- Functional crank handle automatically returns to center position
- Modernly designed hub, fittings, crank housing, and finial
- Textured two-piece ribbed pole
- Crank lift system
- 100% Kevlar mesh lift cord for added strength and durability
- Residential and commercial use

SPECIFICATIONS**+ OPTIONS**

- Bases and mount kits (pages 54-57)
- Protective cover - PFC902

+ REPLACEMENT PARTS

Frame	UM850-0_
Canopy (SWV)	C8509
37" Bottom pole (Standard)	BP37-850_
45" Bottom pole	BP45-850_

9' STARLUX COLLAR TILT

Market Collection



57
sq ft. coverage



AVAILABLE IN



UM800LX-00
Bronze



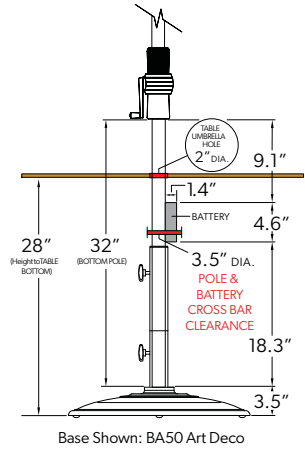
UM800LX-09
Black

SHOWN

Item No: UM800LX-09

Fabric: 7943 Peacock

Base: BA509 (Base sold separately)



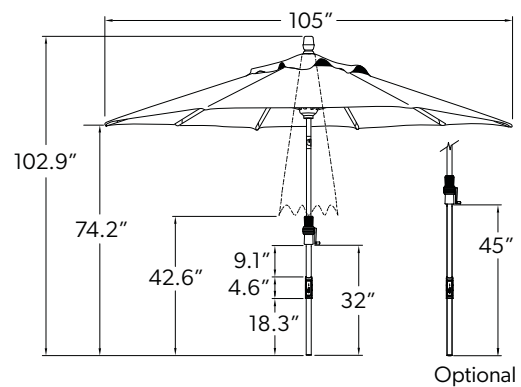
ITEM NO.	UM800LX	
Size	9'	
Shape	Octagon	
Ribs	8	
Pole Diameter	1.5"	
Bottom Pole	32"	
Vent	SWV	DWV
Lift	Crank	
Tilt	Collar	
Weight	SWV 24 lbs.	DWV 25 lbs.
Cube	2.7	
Minimum Base Weight	50 lbs.	

FEATURES

- Light strips built into (8) ribs for an elegant and modern look
- External rechargeable battery pack with charge level indicator
- Up to 8 hours of battery life and 20,000 lifetime hours
- Built-in USB charging port (5V output)
- Crank lift system with easy to twist collar tilt function
- Maximum tilt 30°
- Color temperature: 4000-4500K
- Powder coated aluminum
- Textured two-piece ribbed pole
- 26 ft. power supply cord
- Water and dust resistant
- Residential and commercial use

Shipping Information: **Standard Parcel/Courier Services**

SPECIFICATIONS



+ OPTIONS

- Designer canopy & valance (page 82-83)
- Bases and mount kits (pages 54-59)
- Protective cover - PFC902

+ REPLACEMENT PARTS

Frame	UM800LX-0_
Canopy (SWV)	C809
Canopy (SWV w/ Valance)	C809V
Canopy (DWV)	C809D
32" Bottom pole (Standard)	BP32-800_LXR
45" Bottom pole	BP45-800_LXR

**AVAILABLE IN****UM801-00**
Bronze**UM801-09**
Black**SHOWN**

Item No: UM801-00

Fabric: 58039 Gateway Mist Stripe

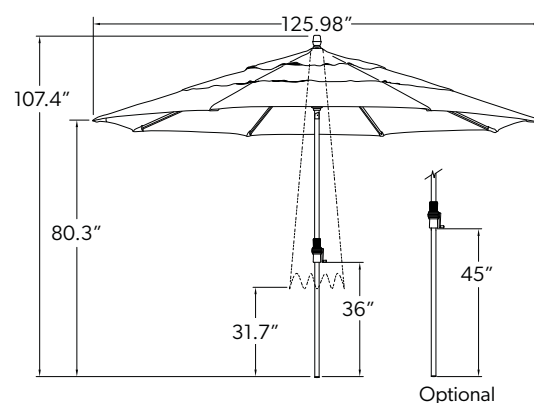
Base: BKM1000 (Base sold separately)

ITEM NO. UM801

Size	11'	
Shape	Octagon	
Ribs	8	
Pole Diameter	1.5"	
Bottom Pole	36"	
Vent	SWV	DWV
Lift	Crank	
Tilt	Collar	
Weight	SWV 22 lbs.	DWV 23 lbs.
Cube	1.74	
Minimum Base Weight	80 lbs.	

FEATURES

- Powder coated aluminum
- Easy to twist collar tilt function
- Maximum tilt 30°
- Textured two-piece ribbed pole
- Crank lift system
- Residential and commercial use

SPECIFICATIONS**+ OPTIONS**

- Designer canopy (page 82)
- Bases and mount kits (pages 54-55, 57)
- Protective cover - PFC902

+ REPLACEMENT PARTS

Frame	UM801-0_
Canopy (SWV)	C811
Canopy (DWV)	C811D
36" Bottom pole (Standard)	BP36-801_
45" Bottom pole	BP45-800_

9' COLLAR TILT

Market Collection



57
sq. ft. coverage



AVAILABLE IN



UM800-00
Bronze



UM800-02
Anthracite



UM800-09
Black

SHOWN

Item No: UM800-09

Fabric: DC22 Style - 5408 Black / 5404 Natural / 5408 Black

Base: BA509 (Base sold separately)

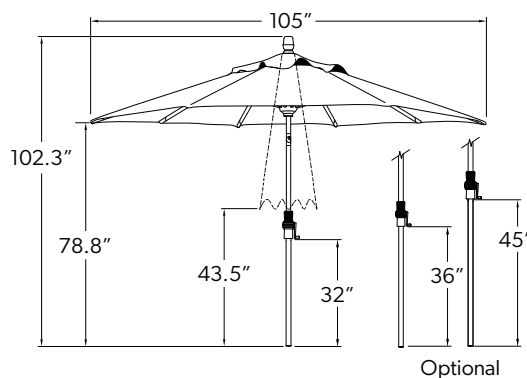
ITEM NO. UM800

Size	9'
Shape	Octagon
Ribs	8
Pole Diameter	1.5"
Bottom Pole	32"
Vent	SWV DWV
Lift	Crank
Tilt	Collar
Weight	SWV 19 lbs. DWV 20 lbs.
Cube	1.74
Minimum Base Weight	50 lbs.

FEATURES

- Powder coated aluminum
- Easy to twist collar tilt function
- Maximum tilt 30°
- Textured two-piece ribbed pole
- Crank lift system
- Residential and commercial use

SPECIFICATIONS



+ OPTIONS

- Designer canopy & valance (page 82-83)
- Bases and mount kits (pages 54-59)
- Protective cover - PFC902




+ REPLACEMENT PARTS

Frame	UM800-0_
Canopy (SWV)	C809
Canopy (SWV w/ Valance)	C809V
Canopy (DWV)	C809D
32" Bottom pole (Standard)	BP32-800_
36" Bottom pole	BP36-801_
45" Bottom pole	BP45-800_

Shipping Information: **Standard Parcel/Courier Services**



AVAILABLE IN

	UM841-SS Silver Shadow, Anodized
	UM841-00 Bronze
	UM841-09 Black

SHOWN

Item No: UM841-09
Fabric: 7961 Novella Nero Stripe
Base: BKM1009 (Base sold separately)

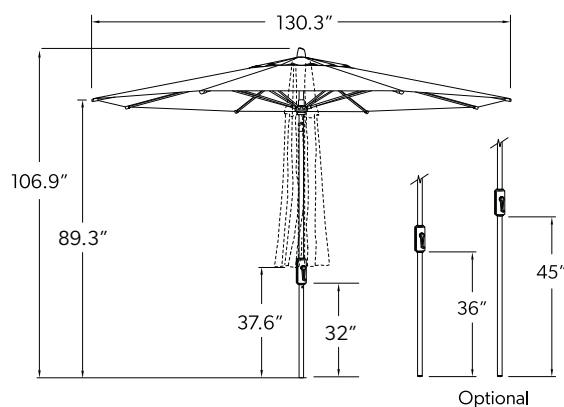
ITEM NO. UM841

Size	11'
Shape	Octagon
Ribs	8
Rib Diameter	0.6"/17mm
Pole Diameter	1.58"/40mm
Pole Thickness	0.08"/2mm
Bottom Pole	32"
Vent	SWV DWV
Lift	Crank
Tilt	Crank
Weight	SWV 20 lbs. DWV 23 lbs.
Cube	1.72
Minimum Base Weight	80 lbs.

FEATURES

- Commercial grade fiberglass ribs
- Powder coated aluminum pole
- Automatic crank to tilt canopy
- Maximum tilt 30°
- 100% Kevlar mesh lift cord for added strength and durability
- Crank lift system
- Residential and commercial use

SPECIFICATIONS



+ OPTIONS

- Bases and mount kits (pages 54-56, 58-59)
- Protective cover - PFC902

+ REPLACEMENT PARTS

Frame	UM841-__
Canopy (SWV)	C8411
Canopy (DWV)	C8411D
32" Bottom pole (Standard)	BP32-840_
36" Bottom pole	BP36-840_
45" Bottom pole	BP45-840_

9' FLEX

Market Collection



57
sq ft. coverage



AVAILABLE IN



UM840-SS
Silver Shadow,
Anodized



UM840-00
Bronze



UM840-09
Black

SHOWN

Item No: UM840-00

Fabric: 5453 Canvas / 5476 Heather Beige B1 Binding

Base: BW500 (Base sold separately)

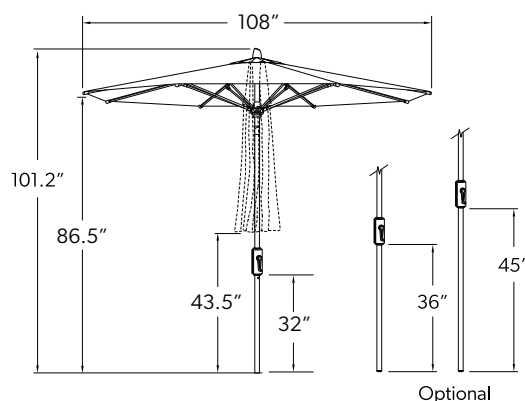
ITEM NO. UM840

Size	9'	
Shape	Octagon	
Ribs	8	
Rib Diameter	0.6"/17mm	
Pole Diameter	1.58"/40mm	
Pole Thickness	0.08"/2mm	
Bottom Pole	32"	
Vent	SWV	DWV
Lift	Crank	
Tilt	Crank	
Weight	SWV 18 lbs.	DWV 19 lbs.
Cube	1.72	
Minimum Base Weight	50 lbs.	

FEATURES

- Commercial grade fiberglass ribs
- Powder coated aluminum pole
- Automatic crank to tilt canopy
- Maximum tilt 30°
- 100% Kevlar mesh lift cord for added strength and durability
- Crank lift system
- Residential and commercial use

SPECIFICATIONS



+ OPTIONS

- Designer canopy & valance (page 82-83)
- Bases and mount kits (pages 54-59)
- Protective cover - PFC902

+ REPLACEMENT PARTS

Frame	UM840-__
Canopy (SWV)	C8409
Canopy (SWV w/ Valance)	C8409V
Canopy (DWV)	C8409D
32" Bottom pole (Standard)	BP32-840__
36" Bottom pole	BP36-840__
45" Bottom pole	BP45-840__

Shipping Information: **Standard Parcel/Courier Services**



AVAILABLE IN

- UM847SQ-SS**
Silver Shadow,
Anodized
- UM847SQ-00**
Bronze
- UM847SQ-09**
Black

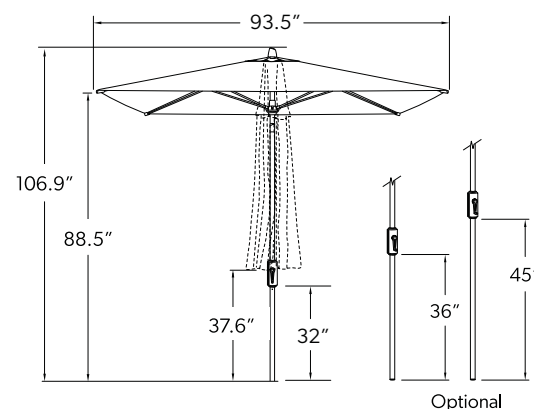
SHOWN
Item No: UM847SQ-SS
Fabric: 7960 Newport Mercury
Base: BG509 (Base sold separately)

ITEM NO.	UM847SQ
Size	7.5'
Shape	Square
Ribs	4
Rib Diameter	0.6"/17mm
Pole Diameter	1.58"/40mm
Pole Thickness	0.08"/2mm
Bottom Pole	32"
Vent	SWV
Lift	Crank
Tilt	Crank
Weight	SWV 12 lbs.
Cube	1.72
Minimum Base Weight	50 lbs.

FEATURES

- Commercial grade fiberglass ribs
- Powder coated aluminum pole
- Automatic crank to tilt canopy
- Maximum tilt 30°
- 100% Kevlar mesh lift cord for added strength and durability
- Crank lift system
- Residential and commercial use

SPECIFICATIONS



+ OPTIONS

- Bases and mount kits (pages 54-59)
- Protective cover - PFC901

+ REPLACEMENT PARTS

Frame	UM847SQ-__
Canopy (SWV)	C847SQ
32" Bottom pole (Standard)	BP32-840__
36" Bottom pole	BP36-840__
45" Bottom pole	BP45-840__

Shipping Information: **Standard Parcel/Courier Services**



AVAILABLE IN



UM812-00
Bronze



UM812-02
Anthracite



UM812-03
White



UM812-09
Black

SHOWN

Item No: UM812-02

Fabric: 5413 Spa

Base: BA1509 (Base sold separately)

ITEM NO.

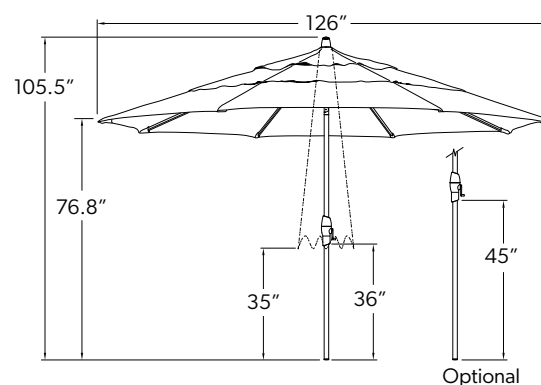
UM812

Size	11'
Shape	Octagon
Ribs	8
Pole Diameter	1.5"
Bottom Pole	36"
Vent	SWV DWV
Lift	Crank
Tilt	Crank
Weight	SWV 22 lbs. DWV 23 lbs.
Cube	1.74
Minimum Base Weight	80 lbs.

FEATURES

- Powder coated aluminum
- Automatic crank to tilt canopy
- Maximum tilt 30°
- 100% Kevlar mesh lift cord for added strength and durability
- Crank lift system

SPECIFICATIONS



+ OPTIONS

- Designer canopy (page 82)
- Bases and mount kits (pages 54-59)
- Protective cover - PFC902

+ REPLACEMENT PARTS

Frame	UM812-0_
Canopy (SWV)	C811
Canopy (DWV)	C811D
36" Bottom pole (Standard)	BP36-812_
45" Bottom pole	BP45-810_

Shipping Information: **Standard Parcel/Courier Services**

**AVAILABLE IN**

	UM810-SS Silver Shadow, Anodized
	UM810-WO Weathered Oak
	UM810-00 Bronze
	UM810-02 Anthracite
	UM810-03 White
	UM810-09 Black

SHOWN

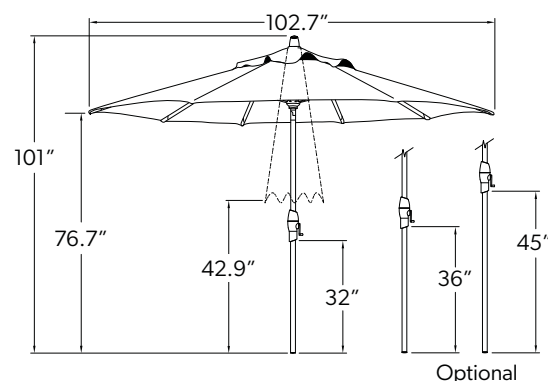
Item No: UM810-WOV
 Fabric: 48108S Cast Coral
 Base: BG50SD (Base sold separately)

ITEM NO. UM810

Size	9'
Shape	Octagon
Ribs	8
Pole Diameter	1.5"
Bottom Pole	32"
Vent	SWV DWV
Lift	Crank
Tilt	Crank
Weight	SWV 19 lbs. DWV 20 lbs.
Cube	1.74
Minimum Base Weight	50 lbs.

FEATURES

- Powder coated aluminum
- Automatic crank to tilt canopy
- Maximum tilt 30°
- 100% Kevlar mesh lift cord for added strength and durability
- Crank lift system

SPECIFICATIONS**+ OPTIONS**

- Designer canopy & valance (page 82-83)
- Bases and mount kits (pages 54-59)
- Protective cover - PFC902

+ REPLACEMENT PARTS

Frame	UM810-__
Canopy (SWV)	C809
Canopy (SWV w/ Valance)	C809V
Canopy (DWV)	C809D
32" Bottom pole (Standard)	BP32-810__
36" Bottom pole	BP36-812__
45" Bottom pole	BP45-810__

Shipping Information: **Standard Parcel/Courier Services**

8'x10' AUTO TILT





Market Collection



80
sq ft coverage



AVAILABLE IN

	UM8810RT-00 Bronze
	UM8810RT-02 Anthracite
	UM8810RT-03 White
	UM8810RT-09 Black

SHOWN

Item No: UM8810RT-03
Fabric: 7947 Striato Marlin
Base: BG503/BW30 (Base & weight sold separately)

ITEM NO. UM8810RT

Size	8'x10'
Shape	Rectangle
Ribs	8
Pole Diameter	1.5"
Bottom Pole	32"
Vent	SWV
Lift	Crank
Tilt	Crank
Weight	22 lbs.
Cube	1.95
Minimum Base Weight	100 lbs.

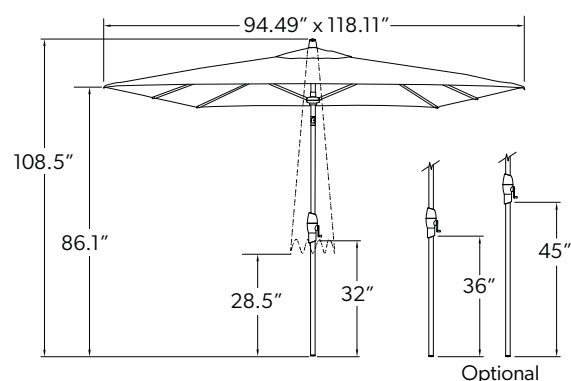
FEATURES

- Powder coated aluminum
- Automatic crank to tilt canopy
- Maximum tilt 30°
- 100% Kevlar mesh lift cord for added strength and durability
- Crank lift system

STRIPED FABRICS NOT AVAILABLE ON THIS STYLE.

Shipping Information: Standard Parcel/Courier Services

SPECIFICATIONS



+ OPTIONS

- Bases and mount kits (pages 54-55, 59)
- Protective cover - PFC910

+ REPLACEMENT PARTS

Frame	UM8810RT-0_
Canopy (SWV)	C8810
32" Bottom pole (Standard)	BP32-810_
36" Bottom pole	BP36-812_
45" Bottom pole	BP45-810_

**AVAILABLE IN****UM970-00**
Bronze**UM970-09**
Black**SHOWN**

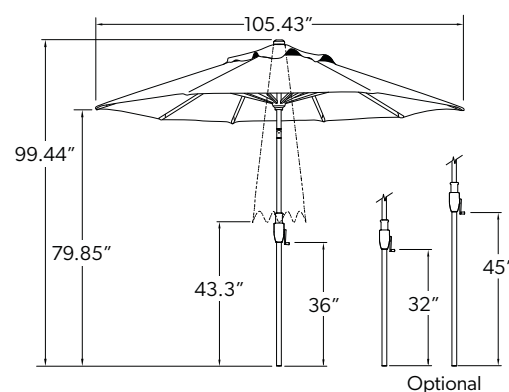
Item No: UM970-09
 Fabric: 5438 Buttercup
 Base: BW509 (Base sold separately)

ITEM NO. UM970

Size	9'
Shape	Octagon
Ribs	8
Pole Diameter	1.5"
Bottom Pole	36"
Vent	SWV DWV
Lift	Crank
Tilt	Glide
Weight	SWV 18 lbs. DWV 19 lbs.
Cube	1.58
Minimum Base Weight	50 lbs.

FEATURES

- Powder coated aluminum
- Revolutionary slide to tilt canopy function
- Maximum tilt 22°
- Crank lift system

SPECIFICATIONS**+ OPTIONS**

- Designer canopy & valance (page 82-83)
- Bases and mount kits (pages 56-59)
- Protective cover - PFC902

+ REPLACEMENT PARTS

Frame	UM970-0_
Canopy (SWV)	C809
Canopy (DWV)	C809D
32" Bottom pole	BP32-810_
36" Bottom pole (Standard)	BP36-812_
45" Bottom pole	BP45-810_

7.5' GLIDE TILT

Market Collection



39
sq. ft. coverage



AVAILABLE IN



UM977-00
Bronze



UM977-09
Black

SHOWN

Item No: UM977-00
Fabric: 5402 Granite
Base: BW500 (Base sold separately)

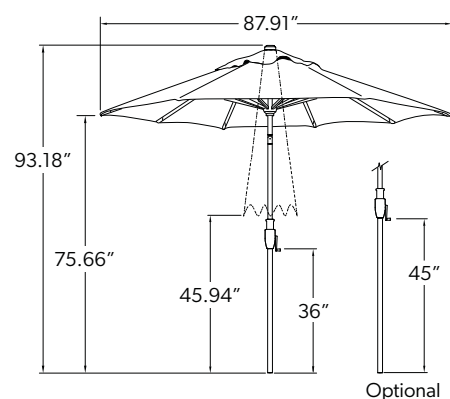
ITEM NO. UM977

Size	7.5'
Shape	Octagon
Ribs	8
Pole Diameter	1.5"
Bottom Pole	36"
Vent	SWV
Lift	Crank
Tilt	Glide
Weight	15 lbs.
Cube	1.44
Minimum Base Weight	50 lbs.

FEATURES

- Powder coated aluminum
- Revolutionary slide to tilt canopy function
- Maximum tilt 22°
- Crank lift system
- Great for small areas

SPECIFICATIONS



+ OPTIONS

- Bases and mount kits (pages 56-59)
- Protective cover - PFC901

+ REPLACEMENT PARTS

Frame	UM977-0_
Canopy (SWV)	C807
36" Bottom pole (Standard)	BP36-812_
45" Bottom pole	BP45-810_

Shipping Information: **Standard Parcel/Courier Services**

**AVAILABLE IN****UM920-00**
Bronze**UM920-02**
Anthracite**UM920-03**
White**UM920-09**
Black**SHOWN**

Item No: UM920-02

Fabric: DC21 Style - 4816 Aqua / 4820 Boulder

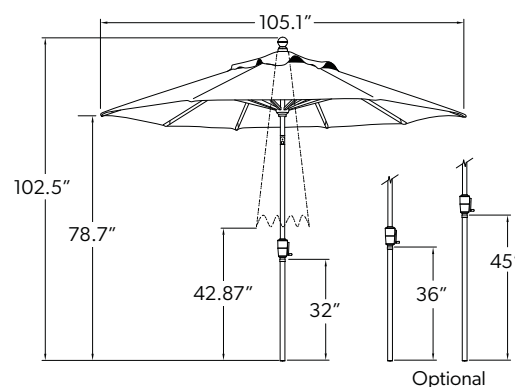
Base: BG502 (Base sold separately)

ITEM NO. UM920

Size	9'	
Shape	Octagon	
Ribs	8	
Pole Diameter	1.38" Top Pole	1.5" Bottom Pole
Bottom Pole	32"	
Vent	SWV	DWV
Lift	Crank	
Tilt	Push Button	
Weight	SWV 17 lbs.	DWV 18 lbs.
Cube	1.74	
Minimum Base Weight	50 lbs.	

FEATURES

- Powder coated aluminum
- Manual push button, two-way tilt canopy
- Maximum tilt 30°
- Crank lift system

SPECIFICATIONS**+ OPTIONS**

- Designer canopy & valance (page 82-83)
- Bases and mount kits (pages 54-59)
- Protective cover - PFC902

+ REPLACEMENT PARTS

Frame	UM920-0_
Canopy (SWV)	C809
Canopy (SWV w/ Valance)	C809V
Canopy (DWV)	C809D
32" Bottom pole (Standard)	BP32-920_
36" Bottom pole	BP36-907_
45" Bottom pole	BP45-920_

Shipping Information: **Standard Parcel/Courier Services**

7.5' PUSH BUTTON TILT

Market Collection



39

sq. ft. coverage



AVAILABLE IN



UM907-00
Bronze



UM907-03
White



UM907-09
Black

SHOWN

Item No: UM907-00

Fabric: 4811 Kiwi

Base: BW500 (Base sold separately)

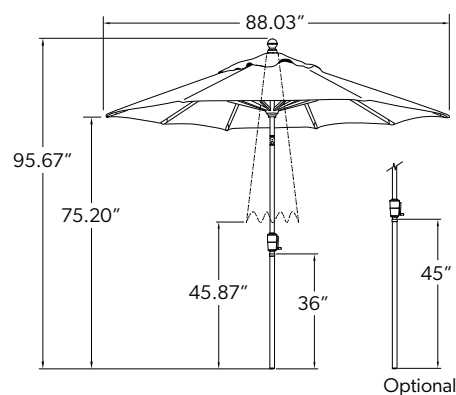
ITEM NO. UM907

Size	7.5'
Shape	Octagon
Ribs	8
Pole Diameter	1.38" Top Pole 1.5" Bottom Pole
Bottom Pole	36"
Vent	SWV
Lift	Crank
Tilt	Push Button
Weight	14 lbs.
Cube	1.45
Minimum Base Weight	50 lbs.

FEATURES

- Powder coated aluminum
- Manual push button, two-way tilt canopy
- Maximum tilt 30°
- Crank lift system
- Great for small areas

SPECIFICATIONS



+ OPTIONS

- Bases and mount kits (pages 54-59)
- Protective cover - PFC901

+ REPLACEMENT PARTS

Frame	UM907-0_
Canopy (SWV)	C807
36" Bottom pole (Standard)	BP36-907_
45" Bottom pole	BP45-920_

Shipping Information: Standard Parcel/Courier Services



AVAILABLE IN

UM809-1H
Hardwood

SHOWN

Item No: UM809-1H
 Fabric: 6450 Grass
 Base: BW500 (Base sold separately)

ITEM NO. **UM809-1H**

Size	9'
Shape	Octagon
Ribs	8
Pole Diameter	1.5"
Bottom Pole	36"
Vent	SWV DWV
Lift	Quad Pulley
Tilt	n/a
Weight	SWV 23 lbs. DWV 24 lbs.
Cube	1.72
Minimum Base Weight	50 lbs.

FEATURES

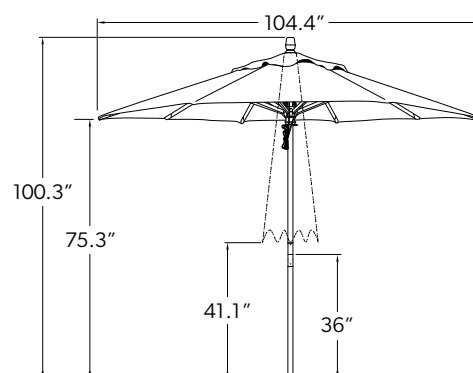
- Quad pulley lift system
- Aluminum alloy locking pin
- FSC hardwood



Our Hardwood umbrella is crafted of FSC - certified from well-managed forests.

Our wood products are distinguished by any of the following characteristics: Organic, Recycled, Reclaimed or Sustainable.

SPECIFICATIONS



+ OPTIONS

- Designer canopy & valance (page 82-83)
- Bases and mount kits (pages 54-59)
- Protective cover - PFC902

+ REPLACEMENT PARTS

Frame	UM809-1H
Canopy (SWV)	C809
Canopy (SWV w/ Valance)	C809V
Canopy (DWV)	C809D
36" Bottom pole	BP36-8091

FABRIC

COLLECTION

100% Solution-Dyed Acrylic
Grade A

100% Solution-Dyed Polyester
Grade C





FABRIC

Collection

Treasure Garden offers a wide selection of fabrics from acrylic, to our exclusive high performance, environmentally friendly fabric O'bravia®. These fabrics will allow your customers to find the perfect selections to complement their outdoor environment.



TGEx "Quick-Ship" program is available in select fabrics in our 7.5' and 9' Single Wind Vent (SWV) & 11' Double Wind Vent (DWV). 11' TWIST available in SWV only. Excludes FLEX styles.

CQS "Quick-Ship" program is available in select fabrics and cantilever styles.

For ordering information on our programs - see pages 90-91

TGEx
QUICK-SHIP PROGRAM

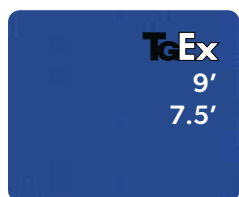
CQS
QUICK-SHIP PROGRAM

GRADE A - 100% Solution-Dyed Acrylic

sunbrella

outdura

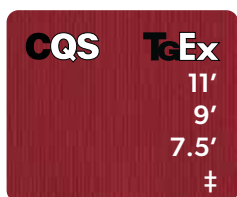
TEMPOTEST Home
ITALIAN PERFORMANCE FABRICS



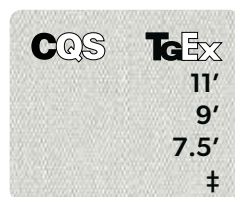
5401 Pacific Blue A



5402 Granite A



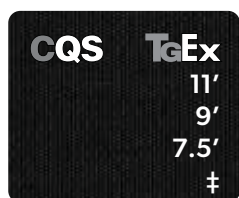
5403 Jockey Red A




5404 Natural A



5407 Henna A



5408 Black A



5413 Spa A



5416 Aruba A



5417 Tuscan A




5422 Antique Beige A



5438 Buttercup A




5439 Navy A



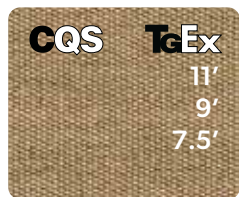
5446 Forest Green A



5453 Canvas A



5461 Taupe A



5476 Heather Beige A



5489 Coal A




6407 Aquatic A




6433 Neptune A



6450 Grass A



6451 Seashell A



6452 Moon A



6457 Beacon Ash A




6668 Kinzie Coal Stripe A



6733 Kinzie Royal Stripe A


GRADE A - 100% Solution-Dyed Acrylic (continued)



7943 A
Peacock



7947* A
Striato Marlin



7960 A
Newport Mercury Stripe



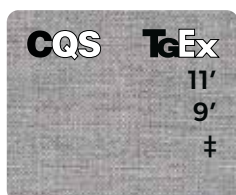
7961 A
Novella Nero Stripe



14087 A
Gateway Coast Stripe



40428 A
Cast Ash



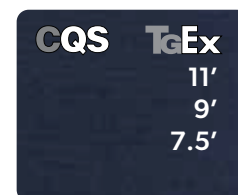
40433 A
Cast Silver




40434 A
Cast Slate




40599-01 A
Direction Linen Stripe



48080 A
Spectrum Indigo



48091 A
Cast Horizon



48094 A
Cast Breeze



48108S A
Cast Coral



54011 A
Ginkgo



54048 A
Charcoal



56079 A
Milano Char Stripe



56080 A
Milano Cobalt Stripe



56095 A
Astoria Sunset Stripe



57012 A
Cloud



58039 A
Gateway Mist Stripe

NOTE: Fabric swatches shown are not to scale. Colors may vary slightly from the actual fabric; please refer to the TG Fabric Swatch Book to view true color and detail.

Stripes must be ordered in pairs, due to cutting requirements. Stripe fabrics not available on rectangles or Shanghai.

*Not available on Shanghai.

‡ Available TGEx fabric for 11' and 9' TWIST style.

FABRIC


Collection

GRADE C - 100% Solution-Dyed Polyester

EXCLUSIVE



4800 C
Champagne



4801 C
Cobalt



4803 C
Red




4804 C
Eggshell




4807 C
Auburn



4808 C
Black



4810 C
Mist



4811 C
Kiwi




4812 C
Silver Linen



4813 C
Spa



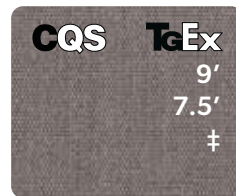
4815 C
Sunset




4816 C
Aqua



4818 C
Sesame



4820 C
Boulder




4822 C
Khaki



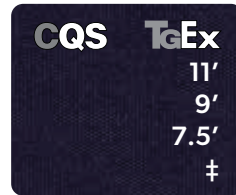
4826 C
Sky




4834 C
Carbon



4838 C
Lemon




4839 C
Navy



4846 C
Forest Green



4850 C
Latitude Gray



4851 C
Latitude Navy




4852 C
Sterling



4853 C
Vanilla



4861 C
Taupe



4876 C
Sand




4880 C
Denim



4881 C
Blue Jay



4899 C
Hampton Stripe



48011 C
Ridge Beach

GRADE C - 100% Solution-Dyed Polyester (continued)



48066 **C**
Ridge Canyon



48911 **C**
Providence Navy Stripe



48919 **C**
Richmond Stone Stripe

NOTE: Fabric swatches shown are not to scale. Colors may vary slightly from the actual fabric; please refer to the TG Fabric Swatch Book to view true color and detail.





Stripes must be ordered in pairs, due to cutting requirements. Stripe fabrics not available on rectangles or Shanghai.





‡ Available TGEx fabric for 11' and 9' TWIST style.

FABRIC INDEX





Collection

FURNITURE GRADE

Fabric Item No.	Fabric Name	Swatch Book Page No.	Fabric Grade	7.5' Quick-Ship (SWV)	9' Quick-Ship (SWV)	11' Quick-Ship (DWV)	Cantilever Quick-Ship
							
4800	Champagne	40	C				
4801	Cobalt	48L	C	■	■		
4803	Red	47R	C	■	■	■	
4804	Eggshell	31	C				
4807	Auburn	48R	C		■		
4808	Black	51L	C		■		
NEW 4810	Mist	44C	C				
4811	Kiwi	50R	C	■	■		
4812	Silver Linen	39	C				
4813	Spa	45L	C				
4815	Sunset	46R	C				
4816	Aqua	44L	C	■	■		
4818	Sesame	41	C				
4820	Boulder	46C	C	■	■		■
4822	Khaki	51C	C	■	■	■	
4826	Sky	47L	C				
4834	Carbon	47C	C				
4838	Lemon	45R	C	■	■		
4839	Navy	35	C	■	■	■	■
4846	Forest Green	49R	C	■	■		
4850	Latitude Gray	38	C				
4851	Latitude Navy	37	C				
4852	Sterling	45C	C				
4853	Vanilla	48C	C				
4861	Taupe	49C	C				
4876	Sand	50C	C	■	■	■	■
4880	Denim	49L	C				
4881	Blue Jay	33	C				


Fabric Item No.	Fabric Name	Swatch Book Page No.	Fabric Grade	7.5' Quick-Ship (SWV)	9' Quick-Ship (SWV)	11' Quick-Ship (DWV)	Cantilever Quick-Ship
							
4899	Hampton Stripe	36	C				
48011	Ridge Beach	42	C				
48066	Ridge Canyon	43	C				
48911	Providence Navy Stripe	34	C				
48919	Richmond Stone Stripe	32	C				
5401	Pacific Blue	25L	A	■	■		
5402	Granite	23C	A				
5403	Jockey Red	17	A	■	■	■	■
5404	Natural	19C	A	■	■	■	■
5407	Henna	20R	A		■	■	
5408	Black	27C	A	■	■	■	■
5413	Spa	20L	A		■		
5416	Aruba	23L	A				
5417	Tuscan	18	A				
5422	Antique Beige	25R	A		■		
5438	Buttercup	23R	A				
5439	Navy	28L	A	■	■	■	
5446	Forest Green	28C	A	■	■		
5453	Canvas	24R	A		■	■	
5461	Taupe	28R	A				
5476	Heather Beige	26R	A	■	■	■	■
5489	Coal	26C	A				
6407	Aquatic	21L	A				
6433	Neptune	27L	A				
NEW 6450	Grass	29C	A				
NEW 6451	Seashell	3	A				
NEW 6452	Moon	2	A				
6457	Beacon Ash	22C	A				

FURNITURE GRADE

Fabric Item No.	Fabric Name	Swatch Book Page No.	Fabric Grade	7.5' Quick-Ship (SWV)	9' Quick-Ship (SWV)	11' Quick-Ship (DWV)	Cantilever Quick-Ship
							
6668	Kinzie Coal Stripe	5	A				
6733	Kinzie Royal Stripe	11	A				
NEW 7943	Peacock	24L	A				
NEW 7947	Striato Marlin	8	A				
NEW 7960	Newport Mercury Stripe	4	A				
NEW 7961	Novella Nero Stripe	6	A				
14087	Gateway Coast Stripe	12	A				
40428	Cast Ash	14	A				
40433	Cast Silver	21C	A		■	■	■
40434	Cast Slate	24C	A				
40599-01	Direction Linen Stripe	1	A				
48080	Spectrum Indigo	9	A	■	■	■	■
NEW 48091	Cast Horizon	7	A				
NEW 48094	Cast Breeze	19L	A				
NEW 48108S	Cast Coral	21R	A				
54011	Ginkgo	30C	A				
54048	Charcoal	25C	A				
56079	Milano Char Stripe	13	A				
56080	Milano Cobalt Stripe	10	A				
56095	Astoria Sunset Stripe	16	A				
57012	Cloud	20C	A				
58039	Gateway Mist Stripe	15	A				

AWNING GRADE

For FLEX and Shademaker styles only.

Fabric Item No.	Fabric Name	Swatch Book Page No.	Price Group	LIB-25 / LIB-25S
				
4601	Pacific Blue	52C	PG1	■
4602	Sunflower Yellow	52R	PG1	
4603	Jockey Red	54R	PG1	■
4604	Natural	52L	PG1	■
4608	Black	55C	PG1	■
NEW 4626	Navy	54C	PG1	
NEW 4636	Storm	54L	PG1	
NEW 4637	Forest	55R	PG1	
4642	Oyster	53L	PG1	■
4644	Charcoal	55L	PG1	■
4653	Mediterranean Blue Tweed	53C	PG1	
4677	Tuscan	53R	PG1	
5801	Cobalt	58C	PG2	
5803	Red	58R	PG2	
5804	Eggshell	56L	PG2	
5808	Black	58L	PG2	
5816	Aqua	57C	PG2	
5822	Khaki	56R	PG2	
5825	Mocha	57R	PG2	
5839	Navy	59C	PG2	
5850	Kiwi	56C	PG2	
5851	Fog	57L	PG2	

Note:



is available in select fabrics on our 7.5' and 9' Single Wind Vent (SWV) & 11' Double Wind Vent (DWV). 11' TWIST available in SWV only.

‡ is available for 11' and 9' TWIST style.



is available in select fabrics and cantilever styles.

‡ 11' and 9' TWIST fabric selection for TGEEx (SWV only):

5403 Jockey Red	4803 Red
5404 Natural	4820 Boulder
5408 Black	4839 Navy
5439 Navy	
40433 Cast Silver	

FABRIC CLEANING & MAINTENANCE INSTRUCTIONS

Collection

100% Solution-Dyed Acrylic Fabrics | Furniture Grade:

Grade A

Limited warranty: 5 years against fading



100% Solution-Dyed Polyester Fabrics | Furniture Grade:

Grade C (Our exclusive 4800 series)

Limited warranty: 4 years against fading



100% Solution-Dyed Acrylic Fabrics | Awning Grade:

Price Group 1 (4600 series)

Limited warranty: 10 years against fading



For the complete line of our
Care & Maintenance products
See pages 78-79

100% Solution-Dyed Polyester Fabrics | Awning Grade:

Price Group 2 (Our exclusive 5800 series)

Limited warranty: 5 years against fading



MOST STAINS ON SOLUTION-DYED FABRICS CAN BE CLEANED UP WITH TREASURE GARDEN'S UPHOLSTERY & FABRIC CLEANER (TGC-UFC-32) OR A NATURAL MILD SOAP AND WATER SOLUTION. Solution-Dyed fabrics should be cleaned regularly before substances such as dirt, etc., are allowed to accumulate on and become embedded in the fabric. The fabric can be cleaned without being removed from the umbrella. Simply brush off any loose dirt, etc., clean with warm water (no more than 100° F) and a cleaner such as our **Upholstery & Fabric Cleaner (TGC-UFC-32)** or a mild natural soap. Rinse thoroughly to remove cleaner. It may be necessary to re-apply a water repellent treatment, such as our **Upholstery & Fabric Protector (TGC-UFP-32)**. When washing or cleaning, **DO NOT SUBJECT TO EXCESSIVE HEAT** as the fabric will shrink. **DO NOT STEAM PRESS OR DRY IN ELECTRIC OR GAS DRYERS.** Allow fabric to air dry. In case Solution-Dyed fabrics are stored during the winter season, it should be cleaned, allowed to air dry and stored in a dry, well ventilated area. For stubborn stains, please see the stain cleaning chart below for more specific cleaning instructions.

STAIN CLEANING CHART

STAINS

Recommended Cleaning Solutions

BEER	• liquid detergent, white vinegar
BERRY	• liquid detergent/ammonia (3-6% water)
BLOOD (dried)	• detergent/ammonia (3-6% water)
BUTTER	• volatile solvent (acetone)
CHARCOAL, PENCIL MARKS	• vacuum, then liquid detergent
CATSUP OR MUSTARD	• liquid detergent
CHEWING GUM	• volatile solvent (acetone)
CHOCOLATE	• liquid detergent, ammonia water
COFFEE	• detergent, white vinegar volatile solvent (acetone)
COLA	• liquid detergent
CRAYON	• paint, oil or grease remover
EGG (raw)	• liquid detergent
GRAPE JUICE	• liquid detergent (water)
GRAVY	• liquid detergent
GREASE	• volatile solvent (acetone)
INK	• paint remover, volatile solvent (acetone), detergent
IRON RUST	• oxalic or citrus acids, water
LIPSTICK	• paint, oil or grease remover
MASCARA	• paint remover, volatile solvent (acetone), detergent

STAINS

Recommended Cleaning Solutions

MILDEW	• 1/2 cup of bleach and 1/4 cup natural soap per gallon of water
MILK	• liquid detergent
NAIL POLISH	• volatile solvent (acetone)
OIL	• volatile solvent (acetone)
ORANGE DRINK	• liquid detergent, water
PAINT (latex) WET	• liquid detergent, water
PAINT (latex) DRIED	• paint, oil or grease remover
PAINT (oil or lacquer)	• paint, oil or grease remover
SHOE POLISH (liquid)	• volatile solvent (acetone)
SHOE POLISH (wax)	• apply heated iron over towel, volatile solvent (acetone)
SUNTAN LOTION	• Pine Power or pine oil detergent
TEA	• liquid detergent
TOMATO JUICE	• liquid detergent
TREE SAP	• turpentine, liquid detergent
URINE	• liquid detergent, white vinegar
VOMIT	• detergent, water, white vinegar
WATER COLOR	• liquid detergent, water, white vinegar
WAX (candle)	• apply heated iron over towel, volatile solvent (acetone)
WINE	• liquid detergent/ammonia (3-6% water), white vinegar

Protective Furniture Covers

Limited warranty: 1 year against fading and free of manufacturer's defects (stitching, elastics, velcro).

Protective cover fabric should be cleaned periodically with mild soap and water & scrub with soft brush. After cleaning, always rinse thoroughly with clean water and allow to air dry. **DO NOT USE BLEACH.**

NOTE: Awning fabrics are treated with a finish which gives the fabric its water repellency and a firmer hand which helps in the sewing and fabrication of the products. Mark-off/Crazing may appear as white scuff marks or thin white lines on the fabric which will normally diminish or go away with normal weathering and will not affect the overall performance of the product.

SHOWN

Umbrella:
UM800-09
5403 Jockey Red

Base:
BS709

Rug:
Urban Hex - Black
RS-721-690-35 (5'3" x 7'4")



BASE COLLECTION

Commercial
BA150 Series

Steel Base with casters
BSK120 Series

Athens
BTT100 Series

Aurora
BRW100 Series

Monaco with wheels & handle
BKM100 Series
BKMSQ100 Series

Garden
BG50 Series

Art Deco
BA50 Series

Classic
BW50 Series

Steel Bases
BS359 Series
BS70_-2.0 Series

Add-On Weight

Z-Plate
ZB115
ZBWH

Mount Kits
MKC23 | MKG23 | MKW21 Series
MKSB21 Series





Commercial BA150 Series

FEATURES

- Cast aluminum shell with cast iron core
- Dual-purpose stem with knobs

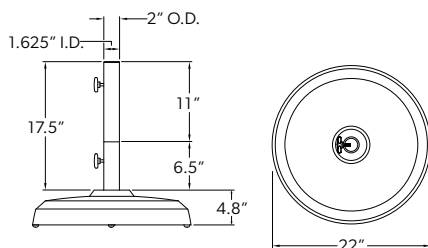


COMMERCIAL

RESIDENTIAL

+ OPTIONS

- Aluminum stem for 2" poles - BT2-0_



Shipping Information: Truck Only

Cast Aluminum 150 lbs.



ITEM NO.	Diameter	Weight	Cube	Pallet
BA150	22"	150 lbs.	2.85	12

AVAILABLE IN

BA1500	Bronze	
BA1509	Black	

Steel BSK120 Series

FEATURES

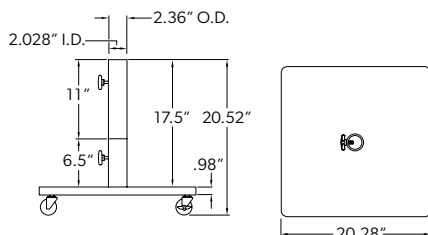
- Steel base plate
- Accommodates 2" pole diameter
- Cast aluminum dual-purpose stem with knobs



COMMERCIAL

RESIDENTIAL

- Includes reducer to accommodate 1.5" pole diameter
- (2) Nylon locking casters
- (2) Nylon standard casters



Shipping Information: Truck Only

Steel 120 lbs.



ITEM NO.	Diameter	Weight	Cube	Pallet
BSK120	20.28"	120 lbs.	1.72	16

AVAILABLE IN

BSK1200	Bronze	
BSK1209	Black	



Locking Casters
Easy to roll and lock your shade where needed.

Athens BTT100 Series

FEATURES

- Two-tone cast aluminum base with wheels
- Stem with self-adjusting clamp

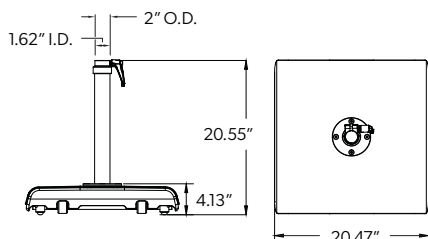


COMMERCIAL

RESIDENTIAL

+ OPTIONS

- Add-on weight (30 lbs.) - BW30



Shipping Information: Truck Only

Cast Aluminum 108 lbs.



ITEM NO.	Diameter	Weight	Cube	Pallet
BTT100	20.47"	108 lbs.	3.5	14

AVAILABLE IN

BTT100-SG	Shadow Graphite	
BTT100-AW	Arctic White	



Aurora BRW100 Series

FEATURES

- Cast aluminum base with wheels
- Stem with self-adjusting clamp

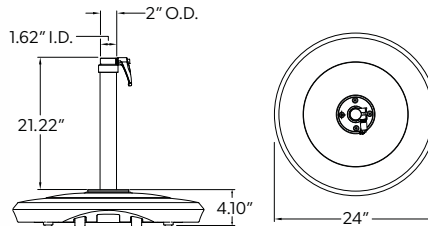


COMMERCIAL

RESIDENTIAL

+ OPTIONS

- Add-on weight (30 lbs.) - BW30



Shipping Information: Truck Only

Cast Aluminum 100 lbs.

ITEM NO.	Diameter	Weight	Cube	Pallet
BRW100	24"	100 lbs.	3.53	14

AVAILABLE IN

BRW100-SG	Shadow Graphite	
BRW100-AB	Architectural Bronze	
BRW100-AW	Arctic White	
BRW100-SD	Sand	

Monaco BKM100 Round Series

FEATURES

- Cast aluminum shell with cast iron core
- Dual-purpose stem with knobs
- (2) Wheels and handle

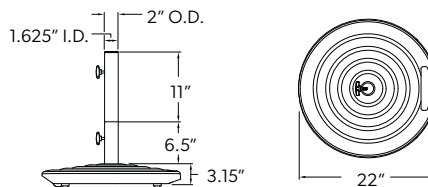


COMMERCIAL

RESIDENTIAL

+ OPTIONS

- Add-on weight (30 lbs.) - BW30
- Aluminum stem for 2" poles - BT2-O_



Shipping Information: Truck Only

Cast Aluminum 100 lbs.

ITEM NO.	Diameter	Weight	Cube	Pallet
BKM100	22"	100 lbs.	2.3	24

AVAILABLE IN

BKM1000	Bronze	
BKM1003	White	
BKM1009	Black	



Easy to move your shade -
Base rolls easily on 2 wheels.



Monaco BKMSQ100 Square Series

FEATURES

- Cast aluminum shell with cast iron core
- Dual-purpose stem with knobs
- (2) Wheels and handle

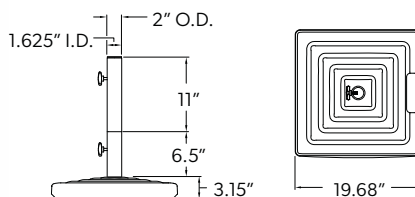


COMMERCIAL

RESIDENTIAL

+ OPTIONS

- Add-on weight (30 lbs.) - BW30
- Aluminum stem for 2" poles - BT2-O_



Shipping Information: Truck Only

Cast Aluminum 100 lbs.

ITEM NO.	Diameter	Weight	Cube	Pallet
BKMSQ100	19.68"	100 lbs.	1.8	24

AVAILABLE IN

BKMSQ1000	Bronze	
BKMSQ1003	White	
BKMSQ1009	Black	



Easy to move your shade -
Base rolls easily on 2 wheels.



Garden BG50 Series

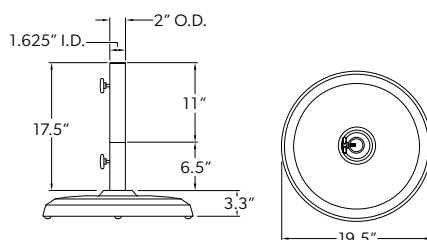
RESIDENTIAL

FEATURES

- Cast aluminum shell with cast iron core
- Dual-purpose stem with knobs

+ OPTIONS

- Add-on weight (30 lbs.) - BW30
- Aluminum stem for 2" poles - BT2-0_ (BT2 not available in SD Sand)



Shipping Information: Standard Parcel/Courier Services

Cast Aluminum 50 lbs.

ITEM NO.	Diameter	Weight	Cube	Pallet
BG50	19.5"	50 lbs.	1.58	40

AVAILABLE IN

BG500	Bronze	
BG502	Anthracite	
BG503	White	
BG509	Black	
BG50SD	Sand	

Art Deco BA50 Series

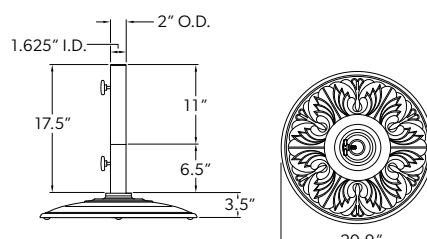
RESIDENTIAL

FEATURES

- Cast aluminum shell with cast iron core
- Dual-purpose stem with knobs

+ OPTIONS

- Add-on weight (30 lbs.) - BW30
- Aluminum stem for 2" poles - BT2-0_



Shipping Information: Standard Parcel/Courier Services

Cast Aluminum 50 lbs.

ITEM NO.	Diameter	Weight	Cube	Pallet
BA50	20.9"	50 lbs.	1.49	40

AVAILABLE IN

BA500	Bronze	
BA509	Black	

Classic BW50 Series

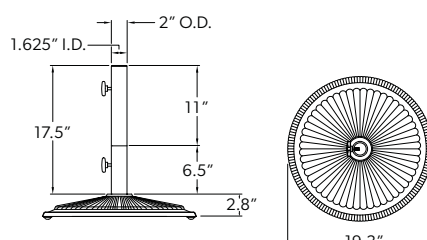
RESIDENTIAL

FEATURES

- Cast iron
- Dual-purpose stem with knobs

+ OPTIONS

- Add-on weight (30 lbs.) - BW30
- Aluminum stem for 2" poles - BT218_



Shipping Information: Standard Parcel/Courier Services

Cast Iron 50 lbs.

ITEM NO.	Diameter	Weight	Cube	Pallet
BW50	19.3"	50 lbs.	1.33	40

AVAILABLE IN

BW500	Bronze	
BW502	Anthracite	
BW503	White	
BW509	Black	



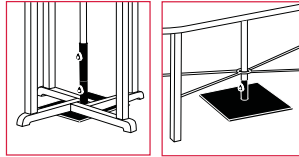
Steel BS70_-2.0 Series

COMMERCIAL

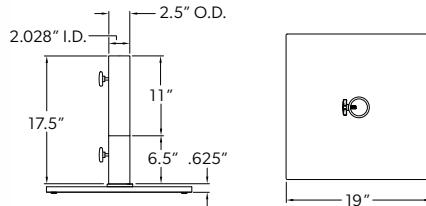
RESIDENTIAL

FEATURES

- Steel plate
- Accommodates 2" pole diameter
- Cast aluminum dual-purpose stem with knobs
- Includes reducer to accommodate 1.5" pole diameter



Under-the-table applications



Shipping Information: Standard Parcel/Courier Services

Steel 70 lbs.

ITEM NO.	Diameter	Weight	Cube	Pallet
BS70_-2.0	19"	70 lbs.	1.25	32

AVAILABLE IN

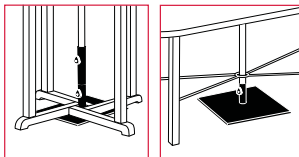
BS700-2.0	Bronze	
BS702-2.0	Anthracite	
BS703-2.0	White	
BS709-2.0	Black	

Steel BS359 Series

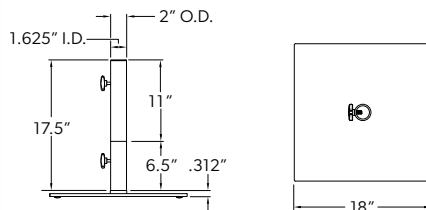
RESIDENTIAL

FEATURES

- Steel plate
- Cast aluminum dual-purpose stem with knobs



Under-the-table applications



Shipping Information: Standard Parcel/Courier Services

Steel 35 lbs.

ITEM NO.	Diameter	Weight	Cube	Pallet
BS359	18"	35 lbs.	1.03	60

AVAILABLE IN

BS359	Black	
-------	-------	--

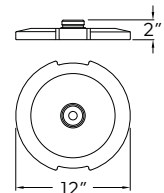
Note: NOT recommended for free-standing umbrella applications.

Add-On Weight (Cast Iron 30 lbs.)

The patented BW30 is an optional cast iron 30 lb. weight that can be added onto select 50 lb. and 100 lb. bases.

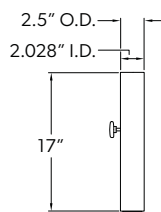
ITEM NO.	Diameter	Weight	Cube	Pallet
BW30	12"	30 lbs.	0.51	99

Note: Recommended for use with free-standing umbrella applications.



Aluminum Stem for 2" Poles

The optional Aluminum Stem accommodates larger pole diameter market umbrellas. **Not designed for steel bases.**



SPECIFICATIONS

Height	17"
Weight	3 lbs.
Cube	0.2

Aluminum Stem for cast aluminum bases

ITEM NO.

BT2-00	Bronze
BT2-02	Anthracite
BT2-03	White
BT2-09	Black

Aluminum Stem for BW50 series only

ITEM NO.

BT2180	Bronze
BT2182	Anthracite
BT2183	White
BT2189	Black



Z-Plate

COMMERCIAL

RESIDENTIAL

FEATURES

- Steel base plate

+ OPTIONS





- Add-on wheels - ZBWH-SM



NOTE: External Stem required (sold separately, see pg. 59).

ITEM NO.	Weight	Size	Thickness	Cube
ZB115	115 lbs.	26"	.63"	1.29

AVAILABLE IN

ZB115-SG	Shadow Graphite	
ZB115-AB	Architectural Bronze	
ZB115-AW	Arctic White	
ZB115-SD	Sand	

Add-On Wheels

FEATURES

- Set of 4 locking wheels



ITEM NO.	Compatible With	Weight	Cube
ZBWH-SM	ZB115	1.2 lbs.	.04



Shipping Information: Truck Only





MOUNT KIT Collection

Mount Kits for Market Umbrellas

The concrete and in-ground mount kits are specifically designed to provide a secure and permanent mounting solution for market umbrellas. See page 17 for cantilevers.

RESIDENTIAL

COMMERCIAL

MKC23 | Concrete

Includes: Adapter plate and expansion bolts.
External Stem required (sold separately).



MKG23 | In-Ground

Includes: In-ground fitting.
External Stem required (sold separately).



NEW

MKW21 | Wood

Includes: Adapter plates and bolts.
External Stem required (sold separately).



ITEM NO.	Mount Kits	Plate Diameter	Thickness	Overall Depth	Weight	Cube	Case Pack	Case Weight	Case Cube
MKC23	Concrete Mount Kit	8.46"	.63"	n/a	7.76 lbs.	0.16	5	43 lbs.	0.94
MKG23	In-Ground Mount Kit	8.46"	.63"	19.75"	16.50 lbs.	0.91	1	18.26 lbs.	0.91
MKW21	Wood Mount Kit	8.46"	.38"	n/a	14 lbs.	0.11	5	70 lbs.	0.42

MKC23 and MKG23 available in Silver Anodized finish. MKW21 available in black finish. Can be ordered individually or case pack.

Note: External Stem MKSB21 is required and sold separately.

External Stem MKSB21 Series

FEATURES

- Accommodates up to 1.6" center pole diameter
- Base stem clamp

Includes: Stem bolts.

Note: Required for MKC23, MKG23, MKW21 Mount Kits, and Z-Plate (sold separately).

Cast Aluminum

AVAILABLE IN SHADEMAKER FINISHES

MKSB21-SG Shadow Graphite



MKSB21-AB Architectural Bronze



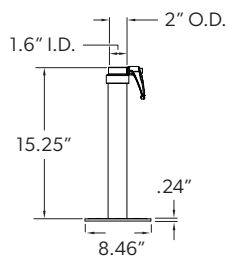
MKSB21-AW Arctic White



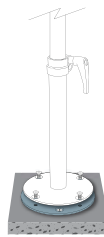
MKSB21-SD Sand



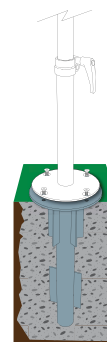
ITEM NO.	Diameter	Weight	Cube
MKSB21	8.46"	5.4 lbs.	0.72



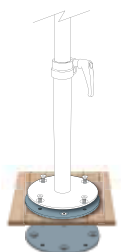
Shown:
External Stem +
Concrete Mount Kit



Shown:
External Stem +
In-Ground Mount Kit



Shown:
External Stem +
Wood Mount Kit



UMBRELLA LIGHT COLLECTION

EVO
Dual-Light Sound Pod
with Bluetooth® Speaker

Luna Pro
Multicolor Umbrella Light
with Bluetooth® Speaker

Halo
Umbrella Light

SHOWN
Umbrella:
AKZP13-09D
40434 Cast Slate

Umbrella Light:
LUNAPRO-09





UMBRELLA LIGHT

Collection



EVO

Dual-Light Sound Pod with Bluetooth® Speaker



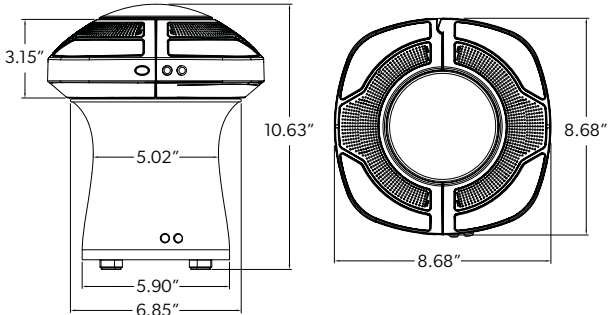
ITEM NO.

		Diameter	Weight	Cube	Case Pack	Case Weight	Case Cube
EVO-03	White						
EVO-09	Black	8.68"	7 lbs.	0.72	4	32	3.53

FEATURES

- 51 LED Lights
- Up to 8 hours of battery life
- Compatible with Bluetooth® devices
- Umbrella light with self-adjusting clamp
- Integrated bass speaker
- Black unit comes with a warm light
Color temperature: 2800k-3200k, 30 Lumens
- White unit comes with a cool light
Color temperature: 6000k-6700k, 30 Lumens
- USB port to charge electronic devices (5V output)
- Water and dust resistant
- Power supply included

The EVO dual-light sound pod is a multifunctional umbrella and table light with built in surround sound Bluetooth speakers, adding ambiance and entertainment to any outdoor setting. What makes this product truly special is that in addition to the integrated umbrella light with Bluetooth speakers, similar to our Luna Pro, it also includes a table light element and an integrated bass speaker that provides a crisp surround sound experience outdoors.





UMBRELLA LIGHT Collection

Luna Pro Multicolor Umbrella Light with Bluetooth® Speaker



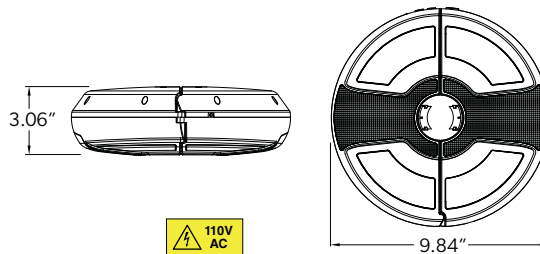
FEATURES

- Luna Pro APP to control light features
- Android OS and Apple iOS compatible
- Compatible with Bluetooth® devices
- 160 LED Lights
- Up to 6 hours of battery life
- Color temperature: 3000k
- Self-adjusting clamp
- Power supply included

ITEM NO.

		Diameter	Weight	Cube	Case Pack	Case Weight	Case Cube
LUNAPRO-00	Bronze	9.84"	4 lbs.	0.32	6	24 lbs.	1.9
LUNAPRO-09	Black						

Designed for the ultimate in illumination and entertainment, the Luna Pro adds convenience and ambiance-rich experiences to the outdoors. Enhanced sound and multi-colored lighting options are featured for easily turning any outdoor gathering into an event. Control lights and features through the Luna Pro APP from any compatible Bluetooth-enabled device.



Halo Umbrella Light

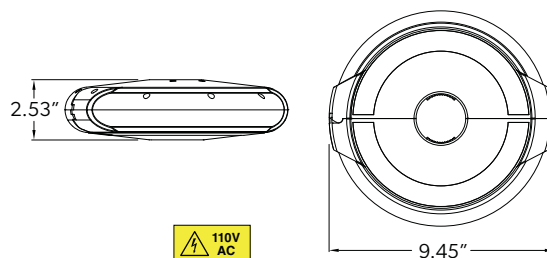
FEATURES

- 26 LED Lights
- Up to 6 hours of battery life
- Color temperature: 4000k, 80 Lumens
- Self-adjusting clamp
- Rechargeable battery pack and power supply included

ITEM NO.

		Diameter	Weight	Cube	Case Pack	Case Weight	Case Cube
HALO-00	Bronze	9.45"	3 lbs.	0.28	6	18 lbs.	1.67
HALO-09	Black						

The Halo is the evolution of the award-winning Vega light. Features the same user-friendly clamp on function, but with an upgraded modern design. Elevate your outdoor space with a Halo light to add ambiance with style.



OUTDOOR RUG COLLECTION

PLATINUM COLLECTION

Paradise Cove - Spa
Desert Sunset - Orange
Illusion - Black Mirage
Trellis - Stone Gray

GOLD COLLECTION

Reflections - Ocean Blue
North Shore - Sky Blue
Seaside Harbor - Blue
South Beach - Spectrum
Prism - Taupe
Canyon - Taupe
Sand Dune - Textured Beige
North Shore - Pebble

SILVER COLLECTION

NEW Serenity Stripe - Linen
Athens - Silver
NEW Urban Hex - Black

SHOWN

Umbrella:
UM810-02
6451 Seashell

Base:
BG502

Rug:
Serenity Stripe - Linen
RS-511-061-35 (5'3" x 7'4")





The PLATINUM Collection

Our PLATINUM Collection is meticulously crafted with eco-friendly materials to bring a contemporary design that perfectly blends softness and vibrant color palettes. Experience the epitome of elegance and comfort as these rugs accentuate your outdoor living environment with their stylish aesthetics and captivating hues.

Crafted from 100% recycled polyester, these rugs offer both sustainability and durability, while their UV protection ensures long-lasting beauty under the sun.

- 100% Recycled polyester
- Easy to clean with mild soap
- 1-Year fade warranty
- Made in Turkey



Paradise Cove - Spa

ITEM NO.	Size	Weight	Cube
RP-004-470-80	7'10" x 10'	19 lbs.	1.13
RP-004-470-35	5'3" x 7'4"	9 lbs.	.53



Desert Sunset - Orange

ITEM NO.	Size	Weight	Cube
RP-001-910-80	7'10" x 10'	19 lbs.	1.13
RP-001-910-35	5'3" x 7'4"	9 lbs.	.53




Illusion - Black Mirage

ITEM NO.	Size	Weight	Cube
RP-505-360-80	7'10" x 10'	21 lbs.	1.13
RP-505-360-35	5'3" x 7'4"	10 lbs.	.53



Trellis - Stone Gray

ITEM NO.	Size	Weight	Cube
RP-008-350-80	7'10" x 10'	21 lbs.	1.13
RP-008-350-35	5'3" x 7'4"	10 lbs.	.53



Shipping Information: 5'3" x 7'4" Standard Parcel/Courier Services / 7'10" x 10' Truck Only (Oversized item, additional shipping costs will incur)



The GOLD Collection

Our popular **GOLD** Collection includes on-trend designs combined with rich textures and vivid colorations. This collection offers gorgeous designs at an exceptional value, sure to elevate your outdoor space to a new level of sophistication.

Constructed with 100% Polypropylene multi-ply cabled heat-set yarns that offer a luxurious feel with excellent durability.

- 100% UV Stable Polypropylene
- Easy to clean with mild soap
- 1-Year fade warranty
- Made in Belgium


Reflections - Ocean Blue

ITEM NO.	Size	Weight	Cube
RG-334-369-80	7'10" x 10'	24 lbs.	2
RG-334-369-35	5'3" x 7'4"	12 lbs.	.93



North Shore - Sky Blue

ITEM NO.	Size	Weight	Cube
RG-097-365-80	7'10" x 10'	24 lbs.	2
RG-097-365-35	5'3" x 7'4"	12 lbs.	.93



Seaside Harbor - Blue

ITEM NO.	Size	Weight	Cube
RG-253-099-80	7'10" x 10'	24 lbs.	2
RG-253-099-35	5'3" x 7'4"	12 lbs.	.93



South Beach - Spectrum

ITEM NO.	Size	Weight	Cube
RG-533-050-80	7'10" x 10'	24 lbs.	2
RG-533-050-35	5'3" x 7'4"	12 lbs.	.93



OUTDOOR RUG

Gold Collection

EXCLUSIVE

TgEx
QUICK-SHIP PROGRAM

1 YEAR
WARRANTY

Prism - Taupe

ITEM NO.	Size	Weight	Cube
RG-252-560-80	7'10" x 10'	24 lbs.	2
RG-252-560-35	5'3" x 7'4"	12 lbs.	.93



Canyon - Taupe

ITEM NO.	Size	Weight	Cube
RG-203-651-80	7'10" x 10'	24 lbs.	2
RG-203-651-35	5'3" x 7'4"	12 lbs.	.93



Sand Dune - Textured Beige

ITEM NO.	Size	Weight	Cube
RG-204-651-80	7'10" x 10'	24 lbs.	2
RG-204-651-35	5'3" x 7'4"	12 lbs.	.93



North Shore - Pebble

ITEM NO.	Size	Weight	Cube
RG-097-965-80	7'10" x 10'	24 lbs.	2
RG-097-965-35	5'3" x 7'4"	12 lbs.	.93



Shipping Information: 5'3" x 7'4" Standard Parcel/Courier Services / 7'10" x 10' Truck Only (Oversized item, additional shipping costs will incur)



The SILVER Collection

Experience the perfect blend of luxury and value with our SILVER Collection, where impeccable design meets unbeatable affordability, all without compromising the comfort and appeal of an outdoor rug.

Constructed with 100% Polypropylene yarns, in all-weather construction, that are stain & soil resistant with UV stabilizers to provide an excellent value.

- 100% UV Stable Polypropylene
- Easy to clean with mild soap
- 1-Year fade warranty
- Made in Belgium

Serenity Stripe - Linen NEW

ITEM NO.	Size	Weight	Cube
RS-511-061-80	7'10" x 10'	19 lbs.	2
RS-511-061-35	5'3" x 7'4"	10 lbs.	.93



Athens - Silver

ITEM NO.	Size	Weight	Cube
RS-607-637-80	7'10" x 10'	21 lbs.	2
RS-607-637-35	5'3" x 7'4"	9 lbs.	.93



Urban Hex - Black NEW

ITEM NO.	Size	Weight	Cube
RS-721-690-80	7'10" x 10'	21 lbs.	2
RS-721-690-35	5'3" x 7'4"	9 lbs.	.93



TG CARE COLLECTION

Protective Furniture Covers

Care and Maintenance Products







Protective Furniture Covers

Protect your investment all year round.

The Protective Furniture Covers are made with a Treasure Garden exclusive fabric. Designed to be durable, breathable, and water resistant and will not crack or peel like vinyl. All covers come with a one-year limited warranty.

Furniture covers features:

- Elastic & Spring cinch lock to secure protective cover into place for a snug fit
- Convenient storage bag to store away cover when not in use
- Durable coated polyester 300D gray fabric
- UPF 50+ fabric
- Water resistant



PACKAGING & STORAGE!

Convenient storage bag with handle and zipper as well as merchandising your store.



Front



Back



Easily identify categories and styles for your customers.



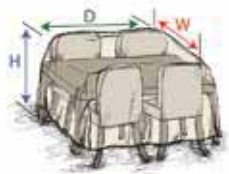
How to measure for your protective furniture cover

W = Width is measured from the (widest point) from the right side to left side.

D = Depth is measured from front to back at its (deepest point).

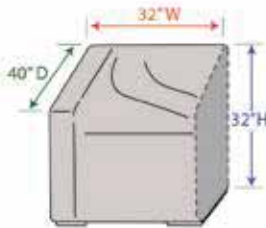
H = Height is measured from the ground to the (highest point) of the piece.

Dia = Diameter is measured from the (widest point) across the table top.

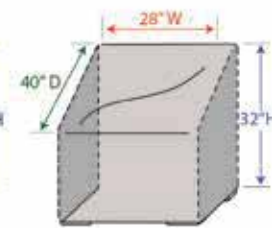


Modular Outdoor

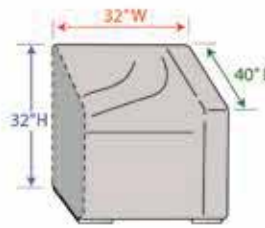
(R) Right End
(Left Facing)



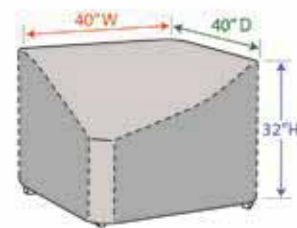
(M) Middle



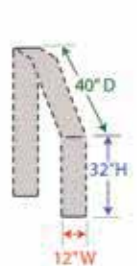
(L) Left End
(Right Facing)



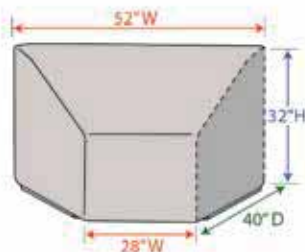
(C) Corner



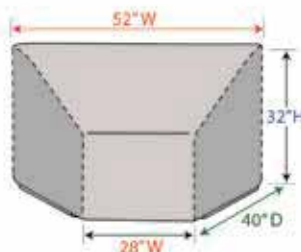
(E) Extension



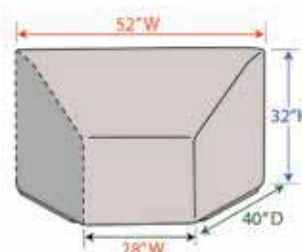
(WR) Wedge Right End
(Left Facing)



(WC) Wedge Center



(WL) Wedge Left End
(Right Facing)



NOTE:

- Style codes for easy identification. **(E)**
- Modular Extension style allows greater flexibility for larger styles.
- Color = zipper side (OPEN)

Modular Cover System

Our innovative modular cover system offers uniquely designed protective furniture covers to cover most modular styles. All styles can be joined together to cover the entire modular set, no matter what configuration.



The (8) modular covers are interchangeable and can be zipped together to create one complete unit.

How to join styles together...



1. Zip covers together to desired configuration.





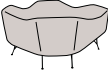
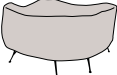
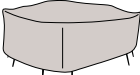
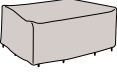
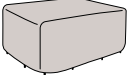
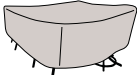
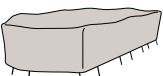
2. Cinch ties to secure covers to furniture.



PROTECTIVE FURNITURE COVERS

TG Care Collection



DINING TABLES						
ITEM	ITEM NO.	DESCRIPTION	SIZE	WT (LBS)/CTN	CUBE/CTN	CASE PACK
	PFC530	30" Bistro Table & Chairs w/4 ties, elastic, spring cinch lock	33" W x 60" D x 36" H	34	3.3	10
	PFC536	36" Round/Square Bistro Table & Chairs w/4 ties, elastic, spring cinch lock	70" Dia. x 36" H	38	3.3	8
	PFC551	48" Round/Square Table & Chairs w/4 ties, elastic, spring cinch lock	84" Dia. x 36" H	37	3.3	6
	PFC571	54" Round/Square Table & Chairs w/6 ties, elastic, spring cinch lock	92" Dia. x 36" H	28	3.3	4
	PFC590	60" Round/Square Table & Chairs w/8 ties, elastic, spring cinch lock	108" Dia. x 36" H	33	3.3	4
	PFC592	Small Oval/Rectangle Table & Chairs w/8 ties, elastic, spring cinch lock	72" W x 90" D x 36" H	37	3.3	6
	PFC594	Medium Oval/Rectangle Table & Chairs w/8 ties, elastic, spring cinch lock	80" W x 108" D x 36" H	31	3.3	4
	PFC596	Large Oval/Rectangle Table & Chairs w/8 ties, elastic, spring cinch lock	80" W x 132" D x 36" H	37	3.3	4
	PFC598	X-Large Oval/Rectangle Table & Chairs w/8 ties, elastic, spring cinch lock	88" W x 156" D x 36" H	42	3.3	4

Note: Can be ordered individually or case pack.

Key: W - Width / D - Depth / H - Height | Dia. - Diameter



PROTECTIVE FURNITURE COVERS

TG Care Collection

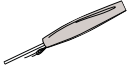
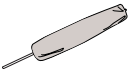
MODULAR OUTDOOR							
ITEM	ITEM NO.	DESCRIPTION	CODE	SIZE	WT (LBS)/CTN	CUBE/CTN	CASE PACK
	PFC401	Modular Right End (Left Facing) Fits End Sectional w/elastic & spring cinch lock		32" W x 40" D x 32" H	37	3.3	18
	PFC402	Modular Armless (Middle) Fits Middle Sectional w/elastic & spring cinch lock		28" W x 40" D x 32" H	37	3.3	24
	PFC403	Modular Left End (Right Facing) Fits End Sectional w/elastic & spring cinch lock		32" W x 40" D x 32" H	37	3.3	18
	PFC404	Modular Corner Fits Corner Sectional w/elastic & spring cinch lock		40" W x 40" D x 32" H	41	3.3	18
	PFC405	Modular Extension Extends Sectionals w/elastic & spring cinch lock		12" W x 40" D x 32" H	35	3.3	36
	PFC406-R	Modular Wedge Right End (Left Facing) Fits Wedge End Sectional w/elastic & spring cinch lock		52" W x 40" D x 32" H (28" W - Front)	38	3.3	16
	PFC406-C	Modular Wedge (Center) Fits Wedge Corner Sectional w/elastic & spring cinch lock		52" W x 40" D x 32" H (28" W - Front)	36	3.3	18
	PFC406-L	Modular Wedge Left End (Right Facing) Fits Wedge End Sectional w/elastic & spring cinch lock		52" W x 40" D x 32" H (28" W - Front)	37	3.3	16
CHAIRS & CHAISES							
ITEM	ITEM NO.	DESCRIPTION		SIZE	WT (LBS)/CTN	CUBE/CTN	CASE PACK
	PFC115	Dining Chair w/elastic, spring cinch lock		28" W x 33" D x 35" H	23	3.3	10
	PFC116	Counter Height Chair w/elastic, spring cinch lock		28" W x 33" D x 43" H	39	3.3	16
	PFC117	Bar Height Chair w/elastic, spring cinch lock		28" W x 33" D x 49" H	25	3.3	10
	PFC119S	Small Chaise w/4 ties, elastic, spring cinch lock		32" W x 80" D x 42" H (20" H - Front)	25	3.3	6
	PFC119L	Large Chaise w/4 ties, elastic, spring cinch lock		36" W x 86" D x 42" H (20" H - Front)	28	3.3	6




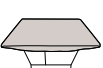


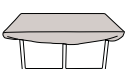

Key: W - Width / D - Depth / H - Height | Dia. - Diameter

PROTECTIVE FURNITURE COVERS

TG Care Collection



UMBRELLA COVERS						
ITEM	ITEM NO.	DESCRIPTION	SIZE	WT (LBS)/CTN	CUBE/CTN	CASE PACK
	PFC901	Umbrella (fits 6' to 8.5' market styles)	Fits (6', 7.5', 8.5') x 62" H	45	3.3	36
	PFC902	Large Umbrella (fits 9' to 11' market styles)	Fits (9', 10', 11') x 75" H	59	3.3	36
	PFC910	X-Large Umbrella (fits rectangle up to 10'x13')	Fits (8'x10', 8'x11', 13') x 110" H	64	3.3	24
	PFC912	Cantilever (fits 8' to 10' cantilever styles)	Fits (8', 9', 10') x 90" H	54	3.3	24
	PFC955	Large Cantilever (fits AG25T styles)	Fits (10', 11.5') x 102" H	54	3.3	24
	PFC920	X-Large Cantilever (fits AKZP styles)	Fits (10', 10'x13', 11', 13') x 108" H	49	3.3	18





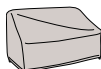
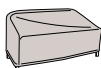
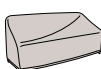
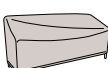
FIRE PITS, OTTOMANS & OCCASIONAL TABLES						
ITEM	ITEM NO.	DESCRIPTION	SIZE	WT (LBS)/CTN	CUBE/CTN	CASE PACK
	PFC805	Fits 36" to 42" Round Fire Pit/Table/Ottoman w/elastic, spring cinch lock	43" Dia. x 18" H	20	3.3	10
	PFC810	Fits 48" to 54" Round Fire Pit/Table/Ottoman w/elastic, spring cinch lock	55" Dia. x 18" H	21	3.3	8
	PFC815	Fits 19" to 26" Square Fire Pit/Table/Ottoman w/elastic, spring cinch lock	27" W x 27" D x 18" H	21	3.3	14
	PFC820	Fits 42" to 48" Square Fire Pit/Table/Ottoman w/elastic, spring cinch lock	49" W x 49" D x 18" H	22	3.3	8
	PFC825	Small Rectangle Fire Pit/Table/Ottoman w/elastic, spring cinch lock	36" W x 30" D x 18" H	32	3.3	18
	PFC830	Medium Rectangle Fire Pit/Table/Ottoman w/elastic, spring cinch lock	45" W x 30" D x 15" H	29	3.3	16
	PFC835	Large Rectangle Fire Pit/Table/Ottoman w/elastic, spring cinch lock	51" W x 31" D x 12" H	33	3.3	18
	PFC840	X-Large Rectangle Fire Pit/Table/Ottoman w/elastic, spring cinch lock	59" W x 39" D x 12" H	31	3.3	14

Key: W - Width / D - Depth / H - Height | Dia. - Diameter



PROTECTIVE FURNITURE COVERS

TG Care Collection

DEEP SEATING						
ITEM	ITEM NO.	DESCRIPTION	SIZE	WT (LBS)/CTN	CUBE/CTN	CASE PACK
	PFC711	Lounge Chair w/elastic, spring cinch lock	33" W x 35" D x 35" H	34	3.3	14
	PFC712	Large Lounge Chair w/elastic, spring cinch lock	36" W x 40" D x 35" H	28	3.3	10
	PFC741	X-Large Lounge Chair w/elastic, spring cinch lock	43" W x 42" D x 43" H	34	3.3	10
	PFC720	Loveseat w/elastic, spring cinch lock	50" W x 35" D x 35" H	33	3.3	10
	PFC722	Large Loveseat w/elastic, spring cinch lock	60" W x 40" D x 35" H	36	3.3	10
	PFC742	X-Large Loveseat w/elastic, spring cinch lock	69" W x 42" D x 43" H	27	3.3	6
	PFC723	Sofa w/elastic, spring cinch lock	80" W x 35" D x 35" H	41	3.3	10
	PFC733	Large Sofa w/elastic, spring cinch lock	85" W x 40" D x 35" H	46	3.3	10
	PFC743	X-Large Sofa w/elastic, spring cinch lock	92" W x 42" D x 43" H	33	3.3	6
	PFC753	Curved Sofa w/elastic, spring cinch lock	102" W x 46" D x 35" H	30	3.3	6

Key: W - Width / D - Depth / H - Height | Dia. - Diameter

CARE AND MAINTENANCE PRODUCTS

TG Care Collection



Our care line of products not only clean, maintain, protect and restore your outdoor furniture investment, but are also **safe for the environment**. All formulas are water-based, non-toxic, non-corrosive, and completely free of solvents (VOC's). 100% Recycled R-HDPE bottles.



***MUST ORDER IN CASE PACK QUANTITIES.**



Upholstery & Fabric Products*

Prolong the life of your umbrella and outdoor furniture fabric with a regular cleaning (at least once a season). After cleaning, we recommend treating furniture fabric with our Upholstery & Fabric Protector before outdoor exposure.

Upholstery & Fabric Cleaner

- Cleaner removes dirt and restores the new look of fabrics, textiles & upholstery.
- For cushions, umbrellas, textiles, and rugs.



ITEM NO.:
TGC-UFC-32

SPECIFICATIONS:
Weight 32 oz.
Case Pk 12

Mold & Mildew Stain Remover

- Easy to use formula allows you to simply spray and rinse clean.
- Quickly dissolves mold and mildew stains.
- For cushions, umbrellas, textiles, and rugs.



ITEM NO.:
TGC-MMR-32

SPECIFICATIONS:
Weight 32 oz.
Case Pk 12

Upholstery & Fabric Protector

- Helps to prevent stains.
- Maintains the new look.
- Makes fabrics, textiles & upholstery repellent to dirt, water and moisture.
- For cushions, umbrellas, textiles, and rugs.



ITEM NO.:
TGC-UPF-32

SPECIFICATIONS:
Weight 32 oz.
Case Pk 12

Outdoor Furniture Products*

Keep your outdoor furniture looking like new – from umbrellas, dining furniture to chaise lounges.

Multi Surface Cleaner

- Removes dirt, grease, oil and pollutants from wicker, textilene, resin, polywood, and stone surfaces.



ITEM NO.:
TGC-MSC-32

SPECIFICATIONS:
Weight 32 oz.
Case Pk 12

Multi Surface Protector

- Protector contains a plasticizer substance to maintain the flexibility of the wicker resin and extends the lifetime of the furniture.
- For wicker, textilene, resin, polywood, and stone.



ITEM NO.:
TGC-WTP-32

SPECIFICATIONS:
Weight 32 oz.
Case Pk 12

Cleaner & Guard

- Fast acting and easy to use. Cleans and protects in one treatment.
- Helps to prevent and remove corrosion.
- For stainless steel, cast aluminum, and cast iron.



ITEM NO.:
TGC-MSP-16

SPECIFICATIONS:
Weight 16 oz.
Case Pk 12

Teak & Hardwoods*

Clean, restore and protect your indoor and outdoor teak & hardwood and make your furniture look fresh and new again.

Teak Cleaner & Color Restorer

- Cleans and restores discolored dark gray teak and hardwood.
- Non-hazardous.



ITEM NO.:
TGC-TWC-16

SPECIFICATIONS:

Weight 16 oz.

Case Pk 12

Teak Sealer (Brown)

- Maintain the honey-brown color of teak for a longer period of time.
- Prevents black spots.
- Non-greasy.



ITEM NO.:
TGC-TBS-16

SPECIFICATIONS:

Weight 16 oz.

Case Pk 12

Teak Protector (Transparent)

- Helps to prevent stains while keeping the natural look of the surface.
- Built-in mold and mildew inhibitor.



ITEM NO.:
TGC-TTP-16

SPECIFICATIONS:

Weight 16 oz.

Case Pk 12

Application Tools*

Eco-Friendly



Safe for the environment.

Scrubbing Pads (2 pack)

For cleaning upholstery & fabrics, teak and other outdoor furniture materials.
MADE OF 100% POLYESTER FIBERS



ITEM NO.:
TGC-SP-2PK

SPECIFICATIONS:

Weight 1 oz.

Case Pk 10

Application Cloths (3 pack)

For applying cleaner & guard, sealer and protectors.

MADE OF 80% VISCOSE
20% POLYPROPYLENE



ITEM NO.:
TGC-AC-3PK

SPECIFICATIONS:

Weight 1.5 oz.

Case Pk 12

Merchandising

Display

Showcase the TG Care - Cleaning & Maintenance products in an eye-popping branded display.

ITEM NO.:
TGC-001



Products not included.

Paint

Touch Up Paint

Our 12 oz. aerosol spray for hassle-free and mess-free touch up of scratches on aluminum frames and bases.

COLOR:

Bronze
Champagne
Anthracite
White
Black
Platinum

ITEM NO.:

TOUCHUP-BRZ20
TOUCHUP-CHAMP
TOUCHUP-ANTHR
TOUCHUP-WHT
TOUCHUP-BLK
TOUCHUP-5T



SPECIFICATIONS:

Weight 12 oz.


MERCHANDISING COLLECTION

NEW Designer Collection

Rug Tower Display Stand

Umbrella Displays

Science Behind Shade





TREASURE GARDEN

DESIGNER COLLECTION

Merchandising Collection

How to Order:

1. SELECT YOUR DC, V, F, or B ITEM NO.

– See sample styles on pages 82-83.

2. SELECT YOUR FABRIC(S)

– Go to the Treasure Garden Fabric Collection pages or refer to our Swatch Book for fabric selections.

3. SIMPLY ADD:

– The DC, V, F, or B Item No. to your desired umbrella Item No.

For example: UM800-00-DC5/5404/54048/6433

UM800-00-VR-B3-B4604/540411

Ordering Information:

To ensure the proper sewing of your custom umbrella, please list EACH individual fabric number in the sequence you wish them to appear from **top vent** to **trim/valance/binding** (starting from the center finial and working towards the canopy trim/valance/binding).

Note: You cannot mix fabric grades.

NO RETURNS ON CUSTOM OR DESIGNER CANOPY/VALANCES STYLE UMBRELLAS.

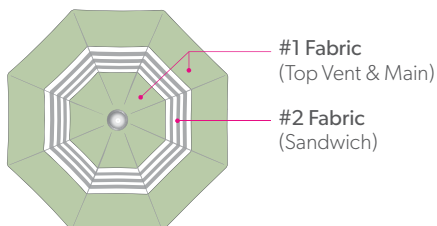
Designer Canopy Collection - 11' and 9' Market Umbrellas

Item No.: DC4

Sandwich

(DWV ONLY)

Specify 2 fabrics

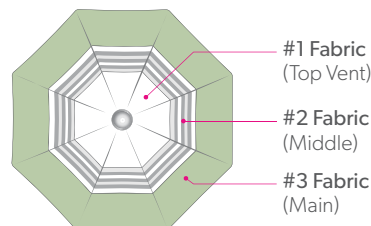


Item No.: DC5

Three Fabrics

(DWV ONLY)

Specify 3 fabrics



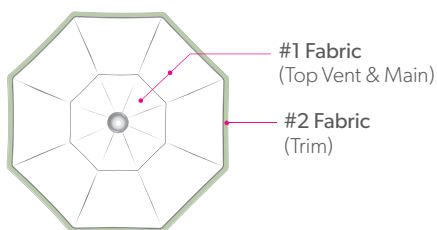
NEW

Item No.: DC21

Trim Accent

(SWV ONLY)

Specify 2 fabrics



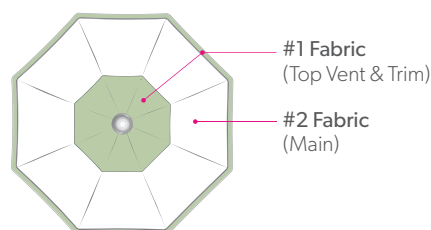
NEW

Item No.: DC22

Top Vent and Trim Accent

(SWV ONLY)

Specify 2 fabrics

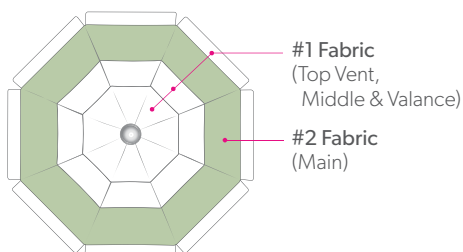


Designer Canopy Collection - 13' and 11' Cantilever Umbrellas

Item No.: DC9

Top Vent and Valance Accent

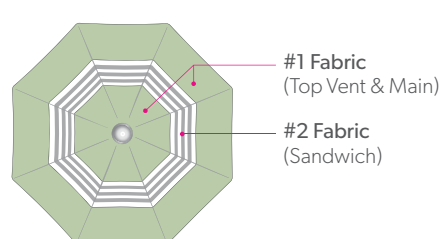
Specify 2 fabrics



Item No.: DC11

Sandwich

Specify 2 fabrics

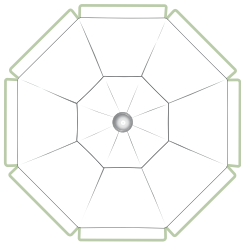



DC's **NOT** available on AKZPRTLX, AKZPRT, AKZPSQ11, AG25T & AG25TSQ Cantilevers, 10'x13' Easy Track, 10' Easy Track, 11' TWIST, 9' TWIST, 7.5' Glide Tilt, 10' Shanghai, 11' FLEX, 9' FLEX, 7.5' FLEX, 7.5' Push Button Tilt, and 8'x10' Auto Tilt.

NEW

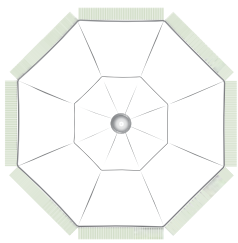
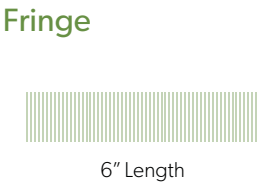
Designer Valance Collection

Item No.: V



Valance (V) option not available on AKZPRT, Easy Track, Shanghai, TWIST, 11' Collar, 11' Auto, 8'x10' Auto, or 7.5' market umbrellas.

Item No.: F



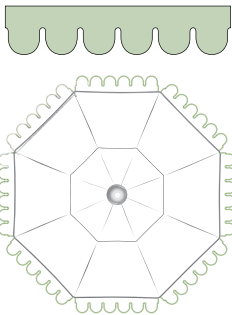
Fringe (F) option available on 9' market only. Not available on TWIST.

Stocked Fringe Colors: 4604 Natural, 4608 Black

Item No.: VC

Scallops - Classic

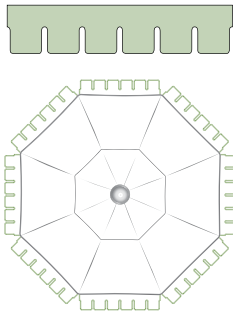
Specify B3 binding color



Item No.: VR

Scallops - Roman

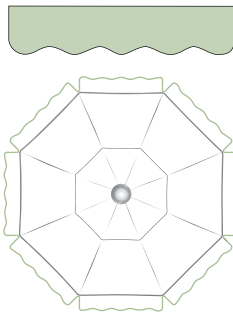
Specify B3 binding color



Item No.: VW

Wave


Specify B3 binding color



Item No.: VT

Wave with Trim

Specify B3 binding color



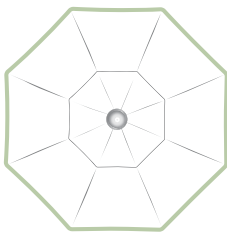
VC, VR, VW, and VT options available on 9' market only. Not available on TWIST.

NEW

Accent Options - Binding

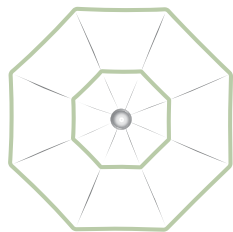
Item No.: B1

Bottom Only



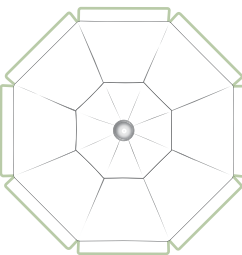
Item No.: B2

Top Vent & Bottom



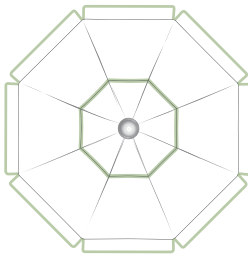
Item No.: B3

Bottom Only
with Valance



Item No.: B4

Top Vent & Bottom
with Valance



Binding options available on 9' Market only. Not available on TWIST.

Stocked Binding Colors:
4601 Pacific Blue, 4603 Jockey Red, 4604 Natural, 4608 Black,
4626 Navy, 4633 Linen, 4637 Forest Green, 4644 Charcoal

Lead Times:
All stocked binding & fringe options - 5 weeks; Non-stock - 8 weeks.

RUG TOWER DISPLAY STAND

Merchandising Collection



The innovative and best way to merchandise and sell rugs!



FEATURES

- Displays up to (6) Treasure Garden Rugs
- (5) Polyurethane wheels with (1) locking wheel
- Black - powder coated steel



ITEM NO.:
RTD-09

SPECIFICATIONS

Size	25" W x 25" D x 53" H
Color	Black
Weight	52 lbs.
Cube	19.05


Shipping Information: Truck Only

Umbrella Display Stand

ITEM NO.:
BD609

FEATURES

- Crossbar displays (6) umbrellas

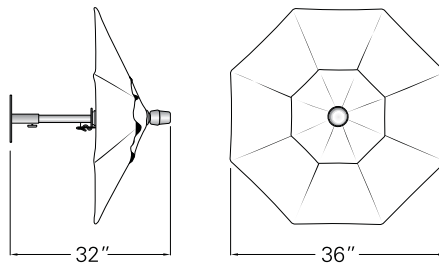


SPECIFICATIONS

Size	72" W x 3" D (2) Crossbars
Color	Black
Weight	25 lbs.
Cube	0.81

Crossbars install onto Treasure Garden's BA509, BG509, BW509 and BKM1009 black bases (Sold separately).

Mini Umbrella Display



SPECIFICATIONS

Umbrella Size	36"
Height	32"
Shape	Octagon
Wall Bracket	Included
Weight	9 lbs.
Cube	0.65
Carton Size	28" x 7" x 7"

ITEM NO.:

UMINI-QS/ _____
Fabric No.



Single Fabric Display:

Includes canopy, frame/finial and wall bracket.

Example: 4801 Cobalt **Item No.:** UMINI-QS/4801

CMINI/ _____
Fabric No.

CANOPY ONLY Single Fabric:

Example: 4801 Cobalt **Item No.:** CMINI/4801



Designer Canopy Fabric Display:

Includes Designer Canopy, frame/finial and wall bracket.

Example: DC5 - 4801 Cobalt/4853 Vanilla/4820 Boulder

Item No.: UMINI-QS-DC5/4801/4853/4820

UMINI-QS-DC ____ / ____ / ____ / ____
DC# Fabric Nos.

CANOPY ONLY Designer Canopy Fabric:

Example: DC5 - 4801 Cobalt/4853 Vanilla/4820 Boulder

Item No.: CMINI-DC5/4801/4853/4820

CMINI-DC ____ / ____ / ____ / ____
DC# Fabric Nos.

SCIENCE BEHIND SHADE

Merchandising Collection

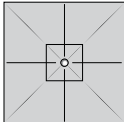
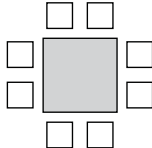
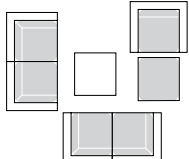
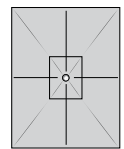
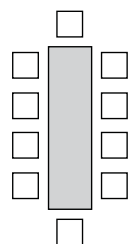
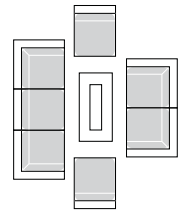
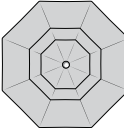
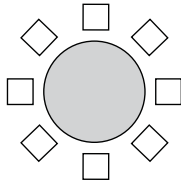
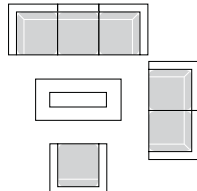
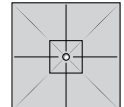
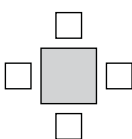
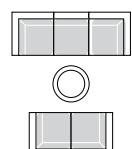
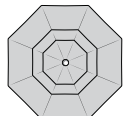
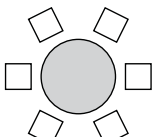
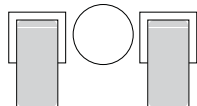
Solar radiation can dramatically change the temperatures of an object that it hits, heating it far above the actual air temperature. The proper shade over your dining or deep seating areas can reduce the temperature up to **20%**.

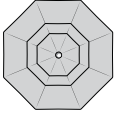
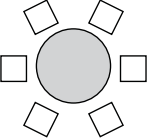
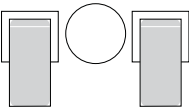
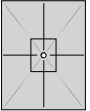
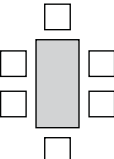
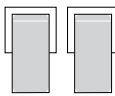
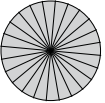
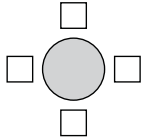
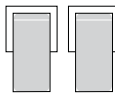
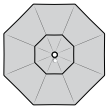
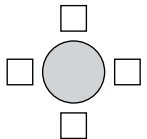
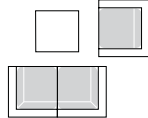

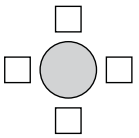
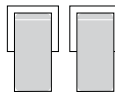

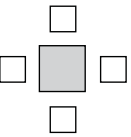
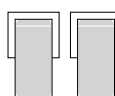



NOTE:

□ Suggested RUG size

■ Suggested TABLE size

A **sweltering 95°** can become a **comfortable 80°** with proper shade!

SIZE/SHAPE	DINING	DEEP SEATING*	STYLE
11.5' Square  132 <i>sq. ft. coverage</i>	■ 60" to 84" square table 		11.5' AKZ Plus Cantilever □ 7'10" x 10' Rug
10'x13' Rectangle  130 <i>sq. ft. coverage</i>	■ 84" to 108" rectangle table 		10'x13' Starlux AKZ Plus Cantilever 10'x13' AKZ Plus Cantilever 10'x13' Easy Track □ 7'10" x 10' Rug
13' Octagon  129 <i>sq. ft. coverage</i>	■ 70"+ round table 		13' Starlux AKZ Plus Cantilever 13' AKZ Plus Cantilever □ 7'10" x 10' Rug
10' Square  100 <i>sq. ft. coverage</i>	■ 48" to 54" square table 		10' AG25TSQ Cantilever □ 7'10" x 10' Rug
11.5' Octagon  96 <i>sq. ft. coverage</i>	■ 60"+ round table 		11.5' AG25T Cantilever □ 7'10" x 10' Rug

SIZE/SHAPE	DINING	DEEP SEATING*	STYLE
11' Octagon  85 sq. ft. coverage	■ 60"+ round table 		11' AKZ Plus Cantilever 11' TWIST <i>tilt</i> 11' Collar Tilt 11' FLEX 11' Auto Tilt □ 7'10" x 10' Rug
8'x10' Rectangle  80 sq. ft. coverage	■ 60" to 72" rectangle table 		8'x10' Auto Tilt □ 7'10" x 10' Rug
10' Round  70 sq. ft. coverage	■ 48" to 54" round table 		10' Shanghai Collar Tilt □ 5'3" x 7'4" Rug
10' Octagon  70 sq. ft. coverage	■ 48" to 54" round table 		10' AG25T Cantilever 10' Easy Track □ 7'10" x 10' Rug
9' Octagon  57 sq. ft. coverage	■ 48" to 54" round table 		9' TWIST <i>tilt</i> 9' Starlux Collar Tilt 9' Collar Tilt 9' FLEX 9' Auto Tilt 9' Glide Tilt 9' Push Button Tilt 9' Quad Pulley Lift □ 5'3" x 7'4" Rug □ 7'10" x 10' Rug
7.5' Square  56 sq. ft. coverage	■ 48" to 54" square table 		7.5' FLEX □ 5'3" x 7'4" Rug
7.5' Octagon  39 sq. ft. coverage	■ 30" to 36" cafe/bistro 		7.5' Glide Tilt 7.5' Push Button Tilt □ 5'3" x 7'4" Rug

*Suggested Deep Seating arrangements can vary based on actual individual piece dimensions.




Sales Programs

TG Custom -
Domestic Custom-Made Umbrellas

TG Direct -
Direct Container Program

TGEx Program -
Quick-Ship Program

CQS Program -
Cantilever Quick-Ship Program

The **TG CUSTOM Program** features the finest residential and commercial umbrellas from Treasure Garden, Shademaker and Jardinico. We offer your choice of hundreds of quality fabrics from the top U.S. mills; as well as our exclusive  fabrics. All umbrella frames/finishes & accessories featured in the 2026 catalog are available to ship from Baldwin Park, CA.

DOMESTIC CUSTOM-MADE UMBRELLAS

Create extraordinary umbrellas with thousands of possible fabric combinations for 2026.

In-Stock Fabrics:

Lead time is 3 weeks for Treasure Garden, Shademaker and Jardinico from Baldwin Park, CA. Please note that this lead time is based on capacity and material availability and is subject to change throughout the season.

Non-Stock Fabrics:

Lead time is 5 weeks for Treasure Garden and Shademaker and 8-10 weeks for Jardinico from Baldwin Park, CA. Please note that this lead time is based on capacity and material availability and is subject to change throughout the season. Certain mills may have a minimum yardage requirement.

Full Roll & Less Than a Full Roll:

Furniture Grade A - 20% upcharge.

Furniture Grade A+ and Awning Grade - 30% upcharge.

Customer's Own Material (COM):

Grade C pricing + 15%.

All Non-Stock Striped Fabrics:

Need to be ordered in **pairs**, due to cutting requirements.

Contact your Customer Service Representative for availability and specific lead times.

FABRICS BY THE YARD

GRADE

A

MAXIMUM QUANTITY: 10 yards



Our **DIRECT Container Program** simplifies the process of shipping large quantities of goods anywhere. Give us your quantity breakdown and final destination point, we'll take care of the rest.

DIRECT CONTAINER PROGRAM

Direct Container Order Guidelines:

All TG 2026 program frame colors combined with TGD fabrics are available to ship from Ningbo, China.

Chinese New Year: February 17, 2026

Chinese New Year holiday is February 15 - February 23, 2026. Last day before CNY shipment is February 9, 2026 and the 1st week of shipment after CNY is week of March 5, 2026.

Market Conditions can affect production lead times as well as shipment dates. We will make every effort to ship containers as requested however all containers will be scheduled on a first come/first serve basis. Our import office will alert you as soon as possible as to your scheduled shipment date(s).

Production Lead Time:

Allow 12-16 weeks*. Contact your TG Sales or Customer Service Representative for orders requiring shorter lead times. May change depending on port and rail congestion situation.

Transit Time:

Allow 6-10 weeks* depending on current market conditions. Containers can arrive as fast as 4 weeks to the West Coast and take up to 10 weeks to the East Coast.

*Please note that this lead time is based on capacity and material availability and is subject to change throughout the season.

Payment Terms:

1. Irrevocable At Sight Letter of Credit at order acknowledgment or
2. Wire transfer 21 days prior to scheduled ship date

FOB:

All container orders from Ningbo, China ship Freight Collect. The dealer is responsible for all freight charges - both sea and land, insurance fees, broker fees, bank fees for L/C or wire transfers and additional handling fees.

Freight Forwarder:

- You may select your own or we will use ours.
- If selecting your own - must provide forwarders name & contact information.

Bill Of Lading:

- Must choose Original or Telex Release
- If Telex Release is chosen, a payment must be made at the time it's requested to avoid any delays.

PLEASE NOTE YOUR CHOICES ON YOUR ORDER.

TG DIRECT - DUTY SCHEDULE

Complete Umbrellas	6.975%
Umbrella Bases	5.675%
Protective Covers *	7.475%
Umbrella Frames only	12.475%
Umbrella Lights **	4.375%

* +7.5% Tariff List 4A

** +25% Tariff 301

Plus additional 30% Trump Tariff on all categories.
Percentage subject to change.

Duty:

All products manufactured by Treasure Garden Inc., incur duties to the USA. This is a tax imposed by our Federal government. Unfortunately, we are not duty free.

Dealer is responsible for all duties for container goods before container arrives at destination.

Estimated overall Freight & Duties:

(14-25%) Depending on your location and product assortment. Subject to change based on ocean freight fluctuations.

In-Season Order Guidelines:

All frame colors combined with TGD fabrics are available to ship from Ningbo, China.

In-Season Production Lead Time:

Allow 8-12 weeks*. However, we may be able to ship faster depending on capacity.

Note: Special order frame/base colors will require longer lead times.

In-Season Transit Time:

Allow 4-7 weeks*. Containers can arrive as fast as 3 weeks to the West Coast and take as long as 6 weeks to the East Coast.

Note: The Direct Container Program is not available for In-season reorder from Baldwin Park, CA. It is imperative to forecast your entire seasons needs on your container order for any special frame styles.

Replacement Parts: We DO NOT stock replacement parts for items that are TG Direct Only. If you are ordering TG Direct Only items, **we recommend ordering additional replacement parts with your container order.** Your TG Sales or Customer Service Representative can assist you with suggestions on how to place an order.

The purchase of a container may also involve bank charges and other charges unrelated to the price of the product including but not limited to duties, storage, shipping and transportation charges, third party inspection charges whether inspected at point of origin, point of entry or point of delivery.

*Contact your TG Sales or Customer Service Representative for any questions regarding specific lead times.



TGEx "Quick-Ship" program is available in select awning grade fabrics on our Shademaker 8 ft Libra styles and select furniture grade on our 7.5' and 9' Single Wind Vent (SWV) & 11' Double Wind Vent (DWV) Treasure Garden market umbrellas (11' TWIST available in Single Wind Vent only). Not available on FLEX styles.

NOTE: DO NOT COMBINE NON-TGEx fabrics on your TGEx order. For all other fabrics available (NON-TGEx), see pages 44-47.

Program is available year-round & ships within **2 BUSINESS DAYS***

*NOTE: Shipping may be delayed due to possible fabric shortage or carrier.

LIBRA


8 ft | 2.5 m LIB-25 Octagon
8 ft | 2.5 m LIB-25S Square

(see page 97)

See pages 112-114 for Libra base/mount options.
(sold separately)

VALANCE OPTION NOT AVAILABLE.

Available frame finish



sunbrella Awning Grade 100% Solution-Dyed Acrylic



4601
Pacific Blue



4602
Sunflower Yellow




4603
Jockey Red



4604
Natural



4608
Black



4642
Oyster



4644
Charcoal



4677
Tuscan

MARKET UMBRELLAS

sunbrella Grade A 100% Solution-Dyed Acrylic



5401
Pacific Blue



5403
Jockey Red



5404
Natural



5407
Henna



5408
Black



5413
Spa



5422
Antique Beige



5439
Navy




5446
Forest Green



5453
Canvas



5476
Heather Beige



40433
Cast Silver



48080
Spectrum Indigo

obrvia Grade C 100% Solution-Dyed Polyester



4801
Cobalt



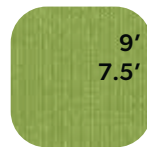
4803
Red



4807
Auburn



4808
Black



4811
Kiwi



4816
Aqua



4820
Boulder



4822
Khaki



4838
Lemon



4839
Navy



4846
Forest Green



4876
Sand

‡ Available TGEx fabric for 11' and 9' TWIST style.

The TGEx "Quick-Ship" Program also includes the following accessories:

- Outdoor rugs
- Treasure Garden, Shademaker and Jardinico umbrella bases & mount kits
- Umbrella lights
- Protective furniture covers
- Care and maintenance products
- Replacement canopies within TGEx and CQS programs
- Jardinico accessories



NOTE: Dealers who place a single purchase order without specifying a specific program, the order will automatically be shipped out at the longer lead time based on the items ordered. Dealers who want separate shipments with different lead times (i.e. – TGEx and TGCustom), please write separate purchase orders per program and make sure correct items are offered in those programs. Dealers who place a single purchase order specifying multiple or incorrect programs based on items ordered, the order will automatically be split-shipped separately according to their respective programs.

Program is available year-round & ships within 5 BUSINESS DAYS*

**NOTE: Shipping may be delayed due to possible fabric shortage or carrier.*

CANTILEVERS


AKZ Plus Cantilevers:

13' AKZP13 (see page 8)


10'x13' AKZPRT (see page 9)

11' AKZP (see page 11)

Available frame finish:



00
Bronze



09
Black

See pages 16-17 for cantilever base/mount options.
(sold separately)

VALANCE OPTION NOT AVAILABLE.



13' AKZP13



10'x13' AKZPRT



11' AKZP

NOTE: To ensure your cantilever "Quick-Ship" order is processed without delay, orders must be placed on a **separate P.O.**, and marked "Cantilever Quick-Ship".



Grade A

100% Solution-Dyed
Acrylic



5403
Jockey Red



5404
Natural




5408
Black



5476
Heather Beige



40433
Cast Silver



48080
Spectrum Indigo




Grade C

100% Solution-Dyed
Polyester



4820
Boulder



4839
Navy



4876
Sand

All fabrics shown are not to scale.
Patterns, textures and colors may
vary slightly from actual fabric;
please refer to the Treasure Garden
fabric swatch book for samples.

TABLE OF CONTENTS

CENTER POST COLLECTION

AQUARIUS	96
LIBRA	97
ATLAS	98
ASTRAL	99

SIDE POST COLLECTION

TAURUS	102
SOLARIS	103
SOLARIS LX	104
POLARIS	105
POLARIS LX	106

DUAL SIDE POST COLLECTION

GEMINI	111
--------	-----

BASES & MOUNT OPTIONS	112-114
BASE WEIGHT MATRIX	115
DESIGNER COLLECTION	116-117
REPLACEMENT OPTIONS	118
FRAME FINISHES	119
FABRICS	120-121
SPECIFICATIONS	122-129
TERMS & CONDITIONS	146-148
WARRRANTY / GUARANTEE	150



 SHADEMAKER
architectural shade



CENTER POST COLLECTION

AQUARIUS

7.5 ft | 2.3 m Octagon

7.5 ft | 2.3 m Square

9 ft | 2.7 m Octagon

LIBRA

6.5 ft | 2.0 m Square

8 ft | 2.5 m Octagon

8 ft | 2.5 m Square

9 ft | 2.7 m Octagon

9 ft | 2.7 m Square

ATLAS

10 ft | 3.0 m Octagon

10 ft | 3.0 m Square

11.5 ft | 3.5 m Square

13 ft | 4.0 m Octagon

ASTRAL

13 ft | 4.0 m Square

16.5 ft | 5.0 m Octagon

16.5 ft | 5.0 m Square

SHOWN
ATL-30S-SS
5404 Natural





CENTER POST UMBRELLA

AQUARIUS



ITEM NO.	SHAPE	SIZE	OPEN HEIGHT	COVERAGE	RIBS	MINIMUM BASE WEIGHT	FINISH
AQU-23	Octagon	7.5 ft 2.3 m	7' 8" ft 2.3 m	39 sq ft	8	100 lbs	SS
AQU-23S	Square	7.5 ft 2.3 m	7' 8" ft 2.3 m	51 sq ft	8	100 lbs	SS
AQU-27	Octagon	9 ft 2.7 m	7' 11" ft 2.4 m	60 sq ft	8	100 lbs	SS, SG

- Commercial grade fiberglass ribs
- Easy push-up patented automatic locking system
- Commercial strength nylon hub and fittings
- Commercial grade canopy fasteners adding durability and design
- Ideal for a wide range of applications, including ocean and pool side environments
- Includes high performance protective cover

NOTE: Recommended minimum weight requirements for free-standing applications.

FRAME FINISH OPTIONS:

See page 119

BASES & MOUNT OPTIONS:

See page 112-114

Standard Lead Time

Shipping Information: **Standard Parcel/Courier Services**

NOTE: Oversized - Additional shipping cost for this style.

Visit www.shademaker.com for more product information.

* **TGEx**
TECHNOLOGY GROUP EXCELLENCE
 (see pg. 90)



ITEM NO.	SHAPE	SIZE	OPEN HEIGHT	COVERAGE	RIBS	MINIMUM BASE WEIGHT	FINISH
LIB-20S	Square	6.5 ft 2.0 m	7' 6" ft 2.3 m	43 sq ft	4	100 lbs	SS
LIB-25*	Octagon	8 ft 2.5 m	7' 6" ft 2.3 m	52 sq ft	8	100 lbs	SS, SG, AW, AT, WO
LIB-25S*	Square	8 ft 2.5 m	7' 6" ft 2.3 m	67 sq ft	8	100 lbs	SS, SG, AB, AW, AT, WO
LIB-27*	Octagon	9 ft 2.7 m	7' 7" ft 2.3 m	60 sq ft	8	120 lbs	SS
LIB-27S*	Square	9 ft 2.7 m	7' 7" ft 2.3 m	77 sq ft	8	120 lbs	SS, SG

- Easy push-up patented automatic locking system
- Internal counterweight to close with ease
- Telescoping mast*
- Modernly designed aluminum hub and fittings
- Commercial grade canopy fasteners adding durability and design
- Includes high performance protective cover

NOTE: Recommended minimum weight requirements for free-standing applications.

FRAME FINISH OPTIONS:

See page **119**

BASES & MOUNT OPTIONS:

See page **112-114**

Standard Lead Time

Shipping Information: **Truck Only**

NOTE: Oversized - Additional shipping cost for this style.

Visit www.shademaker.com for more product information.

CENTER POST UMBRELLA

ATLAS



ITEM NO.	SHAPE	SIZE	OPEN HEIGHT	COVERAGE	RIBS	MINIMUM BASE WEIGHT	FINISH
ATL-30	Octagon	10 ft 3.0 m	8' 6" ft 2.6 m	75 sq ft	8	300 lbs	SS
ATL-30S	Square	10 ft 3.0 m	8' 6" ft 2.6 m	100 sq ft	8	300 lbs	SS, SG
ATL-35S	Square	11.5 ft 3.5 m	8' 10" ft 2.7 m	131 sq ft	8	300 lbs	SS, SG, AB
ATL-40	Octagon	13 ft 4.0 m	8' 10" ft 2.7 m	134 sq ft	8	400 lbs	SS

- Telescoping mast
- Quick and effortless crank lift system
- Modernly designed aluminum hub and fittings
- Commercial grade canopy fasteners adding durability and design
- Removable crank handle
- Galvanized internal mast stem
- Includes aluminum mast stem cover
- Includes high performance protective cover

NOTE: Recommended minimum weight requirements for free-standing applications.

FRAME FINISH OPTIONS:

See page 119

BASES & MOUNT OPTIONS:

See page 114

Standard Lead Time

Shipping Information: **Truck Only**

Visit www.shademaker.com for more product information.

ASTRAL



ITEM NO.	SHAPE	SIZE	OPEN HEIGHT	COVERAGE	RIBS	MINIMUM BASE WEIGHT	FINISH
AST-40S	Square	13 ft 4.0 m	9' 1" ft 2.8 m	172 sq ft	8	500 lbs	SS, SG, AB, AW
AST-50	Octagon	16.5 ft 5.0 m	9' 1" ft 2.8 m	210 sq ft	8	600 lbs*	SS, SG, AB, AW
AST-50S	Square	16.5 ft 5.0 m	9' 1" ft 2.8 m	266 sq ft	8	700 lbs*	SS, SG, AB, AW

- Telescoping mast
- Quick and effortless crank lift system
- Modernly designed aluminum hub and fittings
- Commercial grade canopy fasteners adding durability and design
- Removable crank handle
- Galvanized internal mast stem
- Includes aluminum mast stem cover
- Includes high performance protective cover

NOTE: Recommended minimum weight requirements for free-standing applications.

***Permanent mount recommended.**

FRAME FINISH OPTIONS:

See page **119**

BASES & MOUNT OPTIONS:

See page **114**

Check for Lead Time

Shipping Information: **Truck Only**

Visit www.shademaker.com for more product information.

SIDE POST COLLECTION

TAURUS

10 ft | 3.0 m Octagon

10 ft | 3.0 m Square

SOLARIS

9 ft | 2.7 m Square

10 ft | 3.0 m Octagon

10 ft | 3.0 m Square

11.5 ft | 3.5 m Octagon

SOLARIS LX

10 ft | 3.0 m Square

POLARIS

11.5 ft | 3.5 m Square

10 x 13 ft | 3.0 x 4.0 m Rectangle

13 ft | 4.0 m Octagon

13 ft | 4.0 m Square

POLARIS LX

13 ft | 4.0 m Square

SHOWN
SOL-27S-SS
5404 Natural





SIDE POST UMBRELLA

TAURUS



ITEM NO.	SHAPE	SIZE	OVERALL HEIGHT	COVERAGE	RIBS	MINIMUM BASE WEIGHT	FINISH
TAU-30	Octagon	10 ft 3.0 m	8' 3" ft 2.5 m	75 sq ft	8	300 lbs	SS, SG
TAU-30S	Square	10 ft 3.0 m	8' 3" ft 2.5 m	100 sq ft	8	300 lbs	SS, SG

- Quick & easy open and close system with gas piston assist
- 360° rotation with 8 locking positions
- Modernly designed aluminum hub and fittings
- Commercial grade canopy fasteners adding durability and design
- Galvanized internal mast stem
- Includes aluminum mast stem cover
- Includes high performance protective cover

NOTE: Recommended minimum weight requirements for free-standing applications.

FRAME FINISH OPTIONS:
See page 119

BASES & MOUNT OPTIONS:
See page 114

Standard Lead Time
Shipping Information: **Truck Only**

Visit www.shademaker.com for more product information.

SIDE POST UMBRELLA
SOLARIS



ITEM NO.	SHAPE	SIZE	OVERALL HEIGHT	COVERAGE	RIBS	MINIMUM BASE WEIGHT	FINISH
SOL-27S	Square	9 ft 2.7 m	8' 9" ft 2.7 m	77 sq ft	8	300 lbs	SS, SG
SOL-30	Octagon	10 ft 3.0 m	8' 9" ft 2.7 m	75 sq ft	8	300 lbs	SG, AB, AW, AT, WO
SOL-30S	Square	10 ft 3.0 m	8' 9" ft 2.7 m	100 sq ft	8	350 lbs	SS, SG, AB, AW, AT, WO
SOL-35	Octagon	11.5 ft 3.5 m	8' 9" ft 2.7 m	103 sq ft	8	400 lbs	SS

- Simple to operate infinite front to back tilt system
- 360° rotation with 8 locking positions
- Removable crank handle
- Modernly designed aluminum hub and fittings
- Commercial grade canopy fasteners adding durability and design
- Galvanized internal mast stem
- Includes aluminum mast stem cover
- Includes high performance protective cover

NOTE: Recommended minimum weight requirements for free-standing applications.

FRAME FINISH OPTIONS:

See page **119**

BASES & MOUNT OPTIONS:

See page **114**

Standard Lead Time

Shipping Information: **Truck Only**

Visit www.shademaker.com for more product information.

SIDE POST UMBRELLA

SOLARIS LX



ITEM NO.	SHAPE	SIZE	OVERALL HEIGHT	COVERAGE	RIBS	MINIMUM BASE WEIGHT	FINISH
SOLLX-30S	Square	10 ft 3.0 m	8' 9" ft 2.7 m	100 sq ft	8	350 lbs	SS, SG

- Create an elegant and modern ambiance with upward warm lighting
- External rechargeable battery pack with charge level indicator
- Control light features with remote control
- Unlimited light syncing capability allowing you to control multiple Shademaker umbrella lights using a single remote control
- Enjoy up to 6-8 hours of battery life
- Simple to operate infinite front-to-back tilt system
- 360° rotation with 8 locking positions
- Removable crank handle
- Modernly designed aluminum hub and fittings
- Commercial grade canopy fasteners adding durability and design
- Galvanized internal mast stem
- Includes aluminum mast stem cover
- Includes high performance protective cover

NOTE: Recommended minimum weight requirements for free-standing applications.

FRAME FINISH OPTIONS:

See page 119

BASES & MOUNT OPTIONS:

See page 114

Standard Lead Time

Shipping Information: **Truck Only**



Visit www.shademaker.com for more product information.



ITEM NO.	SHAPE	SIZE	OVERALL HEIGHT	COVERAGE	RIBS	MINIMUM BASE WEIGHT	FINISH
POL-35S	Square	11.5 ft 3.5 m	9' 6" ft 2.9 m	131 sq ft	8	550 lbs	SS, SG, AW
POL-340RT	Rectangle	10 x 13 ft 3.0 x 4.0 m	9' 6" ft 2.9 m	130 sq ft	8	550 lbs	SS, SG, AB, AW, AT
POL-40	Octagon	13 ft 4.0 m	9' 6" ft 2.9 m	134 sq ft	8	700 lbs	SG, AB
POL-40S	Square	13 ft 4.0 m	9' 6" ft 2.9 m	172 sq ft	8	700 lbs	SS, SG, AB

- Simple to operate infinite front to back tilt system
- 360° rotation with 8 locking positions
- Removable crank handle
- Modernly designed aluminum hub and fittings
- Commercial grade canopy fasteners adding durability and design
- Galvanized internal mast stem
- Includes aluminum mast stem cover
- Includes high performance protective cover

NOTE: Recommended minimum weight requirements for free-standing applications.

FRAME FINISH OPTIONS:

See page **119**

BASES & MOUNT OPTIONS:

See page **114**

Standard Lead Time

Shipping Information: **Truck Only**

NOTE: Striped fabrics not available on POL-340RT

Visit www.shademaker.com for more product information.

SIDE POST UMBRELLA

POLARIS LX



ITEM NO.	SHAPE	SIZE	OVERALL HEIGHT	COVERAGE	RIBS	MINIMUM BASE WEIGHT	FINISH
POLLX-40S	Square	13 ft 4.0 m	9' 6" ft 2.9 m	172 sq ft	8	700 lbs	SS, SG

- Create an elegant and modern ambiance with upward warm lighting
- External rechargeable battery pack with charge level indicator
- Control light features with remote control
- Unlimited light syncing capability allowing you to control multiple Shademaker umbrella lights using a single remote control
- Enjoy up to 6-8 hours of battery life
- Simple to operate infinite front-to-back tilt system
- 360° rotation with 8 locking positions
- Removable crank handle
- Modernly designed aluminum hub and fittings
- Commercial grade canopy fasteners adding durability and design
- Galvanized internal mast stem
- Includes aluminum mast stem cover
- Includes high performance protective cover

NOTE: Recommended minimum weight requirements for free-standing applications.

FRAME FINISH OPTIONS:

See page 119

BASES & MOUNT OPTIONS:

See page 114

Standard Lead Time

Shipping Information: **Truck Only**



Visit www.shademaker.com for more product information.



SHOWN | **POLLX-40S-SS** in 5404 Natural

DUAL SIDE POST
COLLECTION

GEMINI

10 ft | 3.0 m Square

SHOWN
GEM-30S-SS
40434 Cast Slate







SHOWN | **GEM-30S-SS** in 40434 Cast Slate



ITEM NO.	SHAPE	SIZE	OVERALL HEIGHT	COVERAGE	RIBS	MINIMUM BASE WEIGHT	FINISH
GEM-30S	Square	10 ft 3.0 m	8' 3" ft 2.5 m	200 sq ft	8	400 lbs	SS, SG

- Double-sided canopy umbrella
- 360° rotation with 8 locking positions
- Quick & easy open and close system with gas piston assist
- Modernly designed aluminum hub and fittings
- Commercial grade canopy fasteners adding durability and design
- Galvanized internal mast stem
- Includes aluminum mast stem cover
- Includes high performance protective cover

NOTE: Recommended minimum weight requirements for free-standing applications.

FRAME FINISH OPTIONS:

See page **119**

BASES & MOUNT OPTIONS:

See page **114**

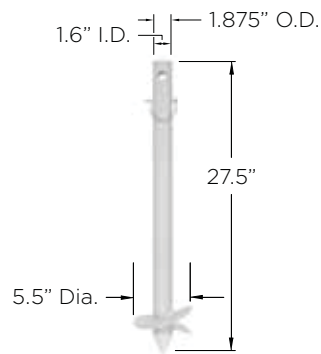
Standard Lead Time

Shipping Information: **Truck Only**

Visit www.shademaker.com for more product information.

BASES & WEIGHTS

for **AQUARIUS & LIBRA**

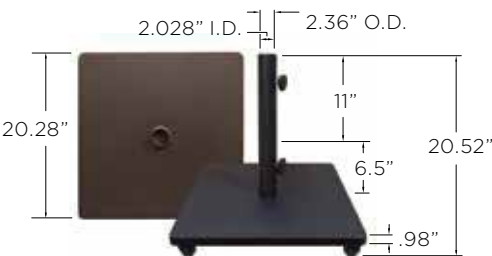


SAND ANCHOR	FINISH	WEIGHT	SIZE	THICKNESS	CUBE
SM-ANCHOR-5T	Platinum	2.3 lbs	27.5"	5.5"	1.6



EXTERNAL STEM	FINISH	WEIGHT	CUBE
MKSB21-SG	Shadow Graphite	5.4 lbs	0.72
MKSB21-AB	Architectural Bronze	5.4 lbs	0.72
MKSB21-AW	Arctic White	5.4 lbs	0.72
MKSB21-SD	Sand	5.4 lbs	0.72

Note: Required for Z-Plate and Mount Kits.



STEEL BASE	FINISH	WEIGHT	CUBE	PALLET
BSK1200	Bronze	120 lbs	1.72	16
BSK1209	Black	120 lbs	1.72	16

Steel square base with casters.



COMMERCIAL	FINISH	WEIGHT	CUBE	PALLET
BA1500	Bronze	150 lbs	2.85	12
BA1509	Black	150 lbs	2.85	12

Cast aluminum round base.

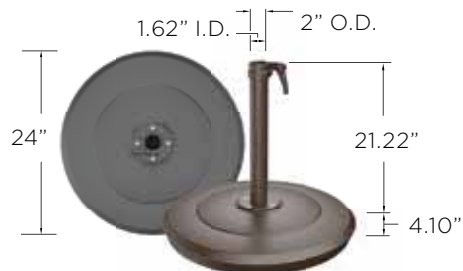
BASES & WEIGHTS

for **AQUARIUS & LIBRA**



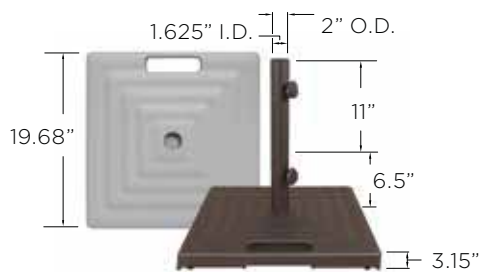
ATHENS	FINISH	WEIGHT	CUBE	PALLET
BTT100-SG	Shadow Graphite	108 <i>lbs</i>	3.5	14
BTT100-AW	Arctic White	108 <i>lbs</i>	3.5	14

Cast aluminum square base with wheels.



AURORA	FINISH	WEIGHT	CUBE	PALLET
BRW100-SG	Shadow Graphite	100 <i>lbs</i>	3.53	14
BRW100-AB	Architectural Bronze	100 <i>lbs</i>	3.53	14
BRW100-AW	Arctic White	100 <i>lbs</i>	3.53	14
BRW100-SD	Sand	100 <i>lbs</i>	3.53	14

Cast aluminum round base with wheels.




MONACO	FINISH	WEIGHT	CUBE	PALLET
BKMSQ1000	Bronze	100 <i>lbs</i>	1.8	24
BKMSQ1003	White	100 <i>lbs</i>	1.8	24
BKMSQ1009	Black	100 <i>lbs</i>	1.8	24

Cast aluminum square base with wheels and handle.



MONACO	FINISH	WEIGHT	CUBE	PALLET
BKM1000	Bronze	100 <i>lbs</i>	2.3	24
BKM1003	White	100 <i>lbs</i>	2.3	24
BKM1009	Black	100 <i>lbs</i>	2.3	24

Cast aluminum round base with wheels and handle.



ADD-ON WEIGHT	WEIGHT
BW30	30 <i>lbs</i>

Optional cast iron weight adds 30 lbs to our Athens, Aurora, and Monaco bases.

FINISH: 5T 00 03 09 SG AB AW SD

BASES & MOUNT OPTIONS

for ALL STYLES



Z-PLATE	WEIGHT	FINISH	SIZE	THICKNESS	CUBE
ZB115	115 lbs	SG, AB, AW, SD	26"	.63"	1.29
ZB225	225 lbs	SG, AB, AW, SD	36"	.63"	2.89

Note: External Stem required for Aquarius & Libra styles (sold separately).
ZB225 bottom plate required for ATL, AST, TAU, SOL/LX, POL/LX, GEM styles.



ADD-ON WHEELS	COMPATIBLE WITH	WEIGHT	CUBE
ZBWH-SM	ZB115	1.2 lbs	.04
ZBWH-LG	ZB225	6.61 lbs	.24

Set of 4 locking wheels



TITAN BASE	WEIGHT	TOTAL WEIGHT W/ PAVERS*	FINISH	SIZE	CUBE
BGT850	118.1 lbs	850 lbs	SG, AB, AW	40.5" x 40.5" x 6.4"	11.6

Galvanized Steel Frame + Aluminum Lid

*Accommodates (32) 12"x12"x1.5" pavers (not included)



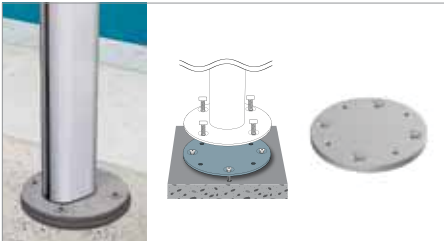
INFINITY BASE	WEIGHT	FINISH	SIZE	CUBE
BXI415	415 lbs	SG, AB, AW, SD	44.5" x 44.5" x 1.8"	10
BXI565	565 lbs	SG, AB, AW, SD	44.5" x 44.5" x 1.8"	12.7
BXI715	715 lbs	SG, AB, AW, SD	44.5" x 44.5" x 1.8"	15.3

Galvanized Steel Frame + Aluminum Lid, Galvanized Steel Plates

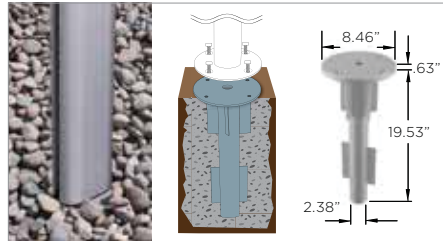
FINISH: SG AB AW SD

Mount Kit

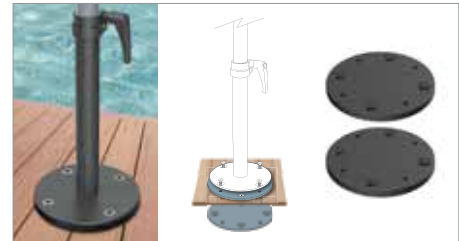
MKC23 | Concrete
Includes: Adapter plate and expansion bolts. For All Styles.



MKG23 | In-Ground
Includes: In-ground fitting. For All Styles.



MKW21 | Wood
Includes: Adapter plates and bolts. For Aquarius & Libra only.



MOUNT KIT	DESCRIPTION	PLATE DIA.	THICKNESS	WEIGHT	CUBE	CASE PK.	CASE WT.	CASE CU.
MKC23	Concrete	8.46"	.63"	7.76 lbs	.16	5	43 lbs	.94
MKG23	In-Ground	8.46"	.63"	16.50 lbs	.91	1	18.26 lbs	.91
MKW21	Wood	8.46"	.38"	14 lbs	.11	5	70 lbs	.42

MKC23 and MKG23 available in Silver Anodized finish. MKW21 available in black finish. Can be ordered individually or case pack.
NOTE: External Stem required for Aquarius and Libra styles (sold separately).

BASES WEIGHT MATRIX

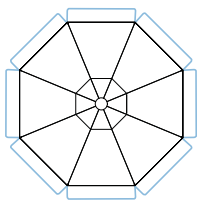
Item No.	Size ft m	Canopy Shape	Minimum Base Weight	Mount and Base Options		
				Recommended	Alternate 1	Alternate 2
AQU-23	7.5 2.3	OCT	100 <i>lbs</i>	Athens, Aurora	ZB115	BA150x
AQU-23S	7.5 2.3	SQ	100 <i>lbs</i>	Athens, Aurora	ZB115	BA150x
AQU-27	9 2.7	OCT	100 <i>lbs</i>	Athens, Aurora	ZB115	BA150x
LIB-20S	6.5 2.0	SQ	100 <i>lbs</i>	Athens, Aurora	ZB115	BA150x
LIB-25	8 2.5	OCT	100 <i>lbs</i>	Athens, Aurora	ZB115	BA150x
LIB-25S	8 2.5	SQ	100 <i>lbs</i>	Athens, Aurora	ZB115	BA150x
LIB-27	9 2.7	OCT	120 <i>lbs</i>	Athens, Aurora (+BW30)	ZB115	BA150x
LIB-27S	9 2.7	SQ	120 <i>lbs</i>	Athens, Aurora (+BW30)	ZB115	BA150x
ATL-30	10 3.0	OCT	300 <i>lbs</i>	Infinity Base	(1) ZB115 + (1) ZB225	Titan Base
ATL-30S	10 3.0	SQ	300 <i>lbs</i>	Infinity Base	(1) ZB115 + (1) ZB225	Titan Base
ATL-35S	11.5 3.5	SQ	300 <i>lbs</i>	Infinity Base	(1) ZB115 + (1) ZB225	Titan Base
ATL-40	13 4.0	OCT	400 <i>lbs</i>	Infinity Base	(2) ZB225	Titan Base
AST-40S	13 4.0	SQ	500 <i>lbs</i>	Mount Kit	Infinity Base	(1) ZB115 + (2) ZB225
AST-50*	16.5 5.0	OCT	600 <i>lbs</i>	Mount Kit	Infinity Base	(3) ZB225
AST-50S*	16.5 5.0	SQ	700 <i>lbs</i>	Mount Kit	Infinity Base	(1) ZB115 + (3) ZB225
TAU-30	10 3.0	OCT	300 <i>lbs</i>	(1) ZB115 + (1) ZB225	Infinity Base	Titan Base
TAU-30S	10 3.0	SQ	300 <i>lbs</i>	(1) ZB115 + (1) ZB225	Infinity Base	Titan Base
SOL-27S	9 2.7	SQ	300 <i>lbs</i>	Infinity Base	(1) ZB115 + (1) ZB225	Titan Base
SOL-30	10 3.0	OCT	300 <i>lbs</i>	Infinity Base	(1) ZB115 + (1) ZB225	Titan Base
SOL-30S	10 3.0	SQ	350 <i>lbs</i>	Infinity Base	(2) ZB225	Titan Base
SOL-35	11.5 3.5	OCT	400 <i>lbs</i>	Infinity Base	(2) ZB225	Titan Base
SOLLX-30S	10 3.0	SQ	350 <i>lbs</i>	Infinity Base	(2) ZB225	Titan Base
POL-35S	11.5 3.5	SQ	550 <i>lbs</i>	Mount Kit	Infinity Base	(1) ZB115 + (2) ZB225
POL-340RT	10x13 3.0x4.0	RT	550 <i>lbs</i>	Mount Kit	Infinity Base	(1) ZB115 + (2) ZB225
POL-40	13 4.0	OCT	700 <i>lbs</i>	Mount Kit	Infinity Base	(1) ZB115 + (3) ZB225
POL-40S	13 4.0	SQ	700 <i>lbs</i>	Mount Kit	Infinity Base	(1) ZB115 + (3) ZB225
POLLX-40S	13 4.0	SQ	700 <i>lbs</i>	Mount Kit	Infinity Base	(1) ZB115 + (3) ZB225
GEM-30S	10 3.0	SQ	400 <i>lbs</i>	Mount Kit	Infinity Base	(2) ZB225

* It is recommended that these items be mounted using our in-ground or concrete mount kits (see page 114).

DESIGNER COLLECTION

STANDARD VALANCE

VALANCE
Item No.: V

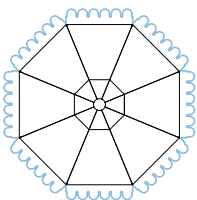


LOGO PRINTING

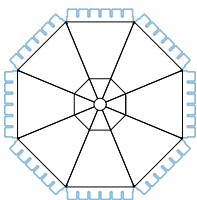
Call for more information.

DESIGNER VALANCE

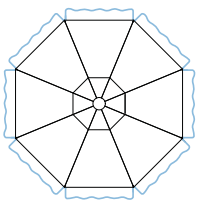
SCALLOPS - CLASSIC
Item No.: VC



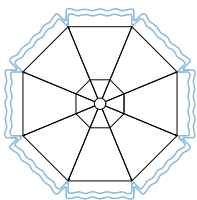
SCALLOPS - ROMAN
Item No.: VR



WAVE
Item No.: VW



WAVE WITH TRIM
Item No.: VT

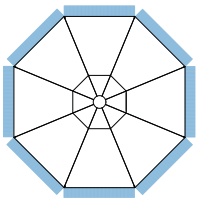


Stocked Binding Colors:


- 4601 Pacific Blue
- 4603 Jockey Red
- 4604 Natural
- 4608 Black
- 4626 Navy
- 4633 Linen
- 4637 Forest Green
- 4644 Charcoal

Scallops and Wave Designs come with B3 Binding.

FRINGE
Item No.: F



6" Length



Stocked Fringe Colors:

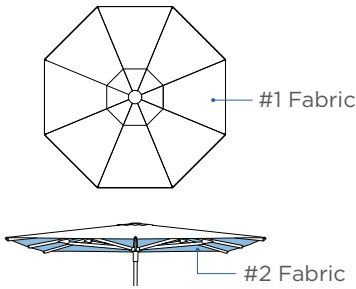
- 4604 - Natural
- 4608 - Black

DESIGNER COLLECTION

DESIGNER CANOPY

DOUBLE-SIDED

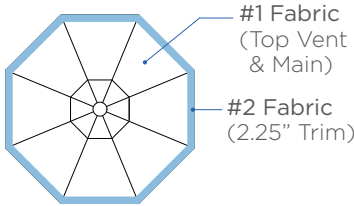
Item No.: DC20



Specify 2 fabrics

TRIM ACCENT

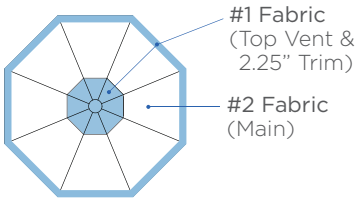
Item No.: DC21



Specify 2 fabrics

TOP VENT & TRIM ACCENT

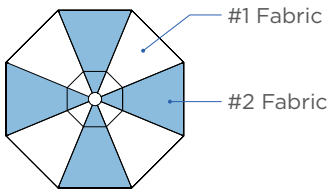
Item No.: DC22



Specify 2 fabrics

ALTERNATING PANELS

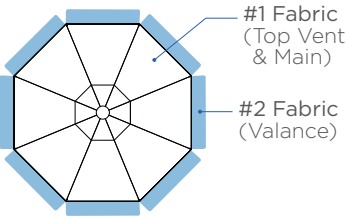
Item No.: DC2



Specify 2 fabrics

VALANCE ACCENT

Item No.: DC10

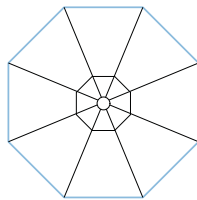


Specify 2 fabrics

ACCENT OPTIONS - BINDING

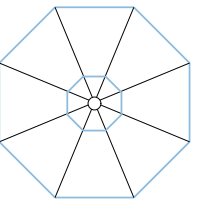
BOTTOM ONLY

Item No.: B1



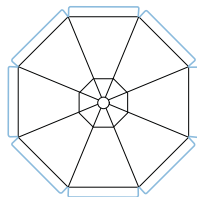
TOP VENT & BOTTOM

Item No.: B2



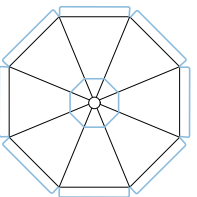
BOTTOM ONLY WITH VALANCE

Item No.: B3



TOP VENT & BOTTOM WITH VALANCE

Item No.: B4



Stocked Binding Colors:

- 4601 Pacific Blue
- 4603 Jockey Red
- 4604 Natural
- 4608 Black
- 4626 Navy
- 4633 Linen
- 4637 Forest Green
- 4644 Charcoal


Lead Times: All stocked binding and fringe options - 5 weeks; Non-stock - 8 weeks.
Available on all styles and sizes.

REPLACEMENT OPTIONS

	REPLACEMENT FRAME	REPLACEMENT CANOPY	REPLACEMENT PROTECTIVE COVER
Item	Item No.	Item No.	Item No.
AQU-23	AQU-23	C-AQU-23	CD950-01
AQU-23S	AQU-23S	C-AQU-23S	CD950-01
AQU-27	AQU-27	C-AQU-27	CD950-01
LIB-20S	LIB-20S	C-LIB-20S	CD950-01
LIB-25	LIB-25	C-LIB-25	CD950-01
LIB-25S	LIB-25S	C-LIB-25S	CD9075
LIB-27	LIB-27	C-LIB-27	CD950-01
LIB-27S	LIB-27S	C-LIB-27S	CD9075
ATL-30	ATL-30	C-ATL-30	CD9076
ATL-30S	ATL-30S	C-ATL-30S	CD9077
ATL-35S	ATL-35S	C-ATL-35S	CD9077
ATL-40	ATL-40	C-ATL-40	CD9077
AST-40S	AST-40S	C-AST-40S	CD9004
AST-50	AST-50	C-AST-50	CD9004
AST-50S	AST-50S	C-AST-50S	CD9009
TAU-30	TAU-30	C-TAU-30	CD16P
TAU-30S	TAU-30S	C-TAU-30S	CD16P
SOL-27S	SOL-27S	C-SOL-27S	CD16P
SOL-30	SOL-30	C-SOL-30	CD16P
SOL-30S	SOL-30S	C-SOL-30S	CD16P
SOL-35	SOL-35	C-SOL-35	CD16P
SOLLX-30S	SOLLX-30S	C-SOL-30S	CD16P
POL-35S	POL-35S	C-POL-35S	CD36-02
POL-340RT	POL-340RT	C-POL-340RT	CD36-02
POL-40	POL-40	C-POL-40	CD36-02
POL-40S	POL-40S	C-POL-40S	CD36-01
POLLX-40S	POLLX-40S	C-POL-40S	CD36-01
GEM-30S	GEM-30S	C-GEM-30S	CD9088-T

NOTE: Replacement canopies only for 2023+ styles.

FRAME FINISHES



Finishes shown are not to scale. Colors may vary slightly from the actual finish; please refer to the actual frame kit to view true color and detail. Frame finishes are available on select umbrella and bases styles. Contact your sales representative for more information and specific lead times.

FABRICS

Price Group 1 | Sunbrella® Awning Grade | 100% Solution-Dyed Acrylic




4601 Pacific Blue



4602 Sunflower Yellow




4603 Jockey Red



4604 Natural




4608 Black



4626 Navy



4636 Storm



4637 Forest Green



4642 Oyster



4644 Charcoal



4653 Mediterranean Blue Tweed



4677 Tuscan

Price Group 2 | Sunbrella®/Outdura®/Tempotest Furniture Grade | 100% Solution-Dyed Acrylic



5401 Pacific Blue



5402 Granite



5403 Jockey Red



5404 Natural



5407 Henna



5408 Black



5413 Spa



5416 Aruba



5417 Tuscan



5422 Antique Beige



5438 Buttercup



5439 Navy




5446 Forest Green




5453 Canvas



5461 Taupe



5476 Heather Beige




5489 Coal




6407 Aquatic




6433 Neptune



6450 Grass



6451 Seashell




6452 Moon



6457 Beacon Ash



6668 Kinzie Coal Stripe




6733 Kinzie Royal Stripe



7943 Peacock



7947 Striato Marlin



7960 Newport Mercury Stripe



7961 Novella Nero Stripe



14087 Gateway Coast Stripe

FABRICS

Price Group 2 | Sunbrella®/Outdura®/Tempotest Furniture Grade | 100% Solution-Dyed Acrylic



40428 Cast Ash



40433 Cast Silver



40434 Cast Slate



40599-01 Direction
Linen Stripe



48080 Spectrum
Indigo



48091 Cast
Horizon



48094 Cast
Breeze



48108 Cast Coral



54011 Ginkgo



54048 Charcoal




56079 Milano
Char Stripe



56080 Milano
Cobalt Stripe



56095 Astoria
Sunset Stripe



57012 Cloud



58039 Gateway
Mist Stripe


Price Group 2 | O'bravia® Awning Grade | 100% Solution-Dyed Polyester



5801 Cobalt



5803 Red



5804 Eggshell



5808 Black



5816 Aqua



5822 Khaki



5825 Mocha



5827 Chocolate*



5839 Navy



5850 Kiwi



5851 Fog

* Limited Fabric Available

NOTE:

Striped fabrics must be ordered in pairs, due to cutting requirements. Not available on POL-340RT. Fabric shown are not to scale. Colors may vary slightly from the actual fabric; please refer to the actual fabric swatch to view true color and detail.

OPTIONAL FABRIC

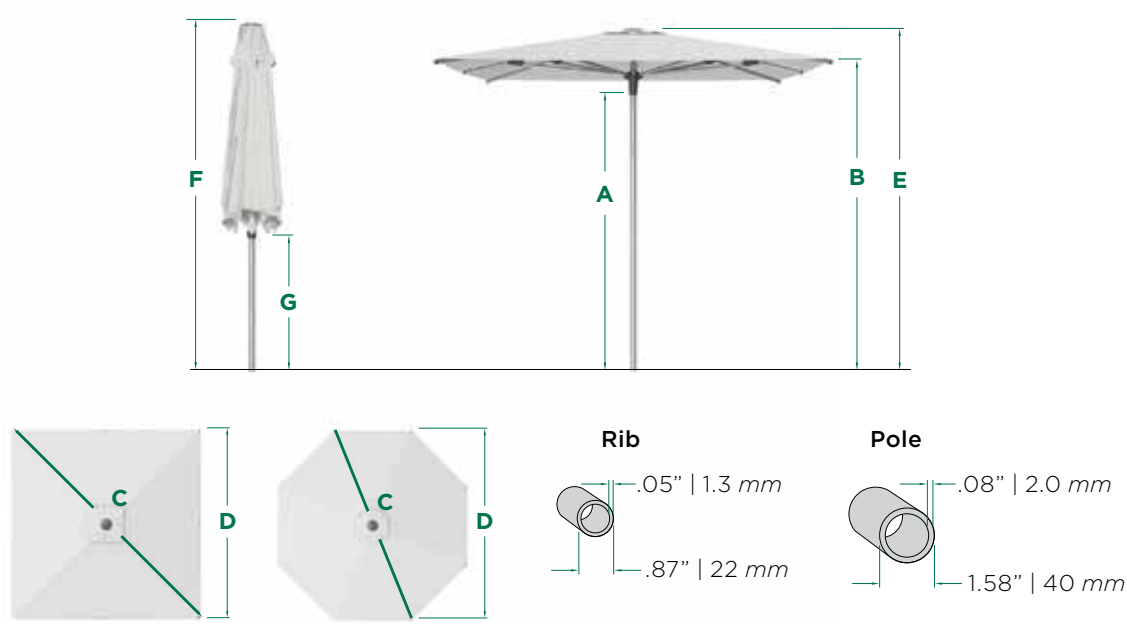
TEMPOTEST STARLIGHT FR®

Price Group 1 (+35%)

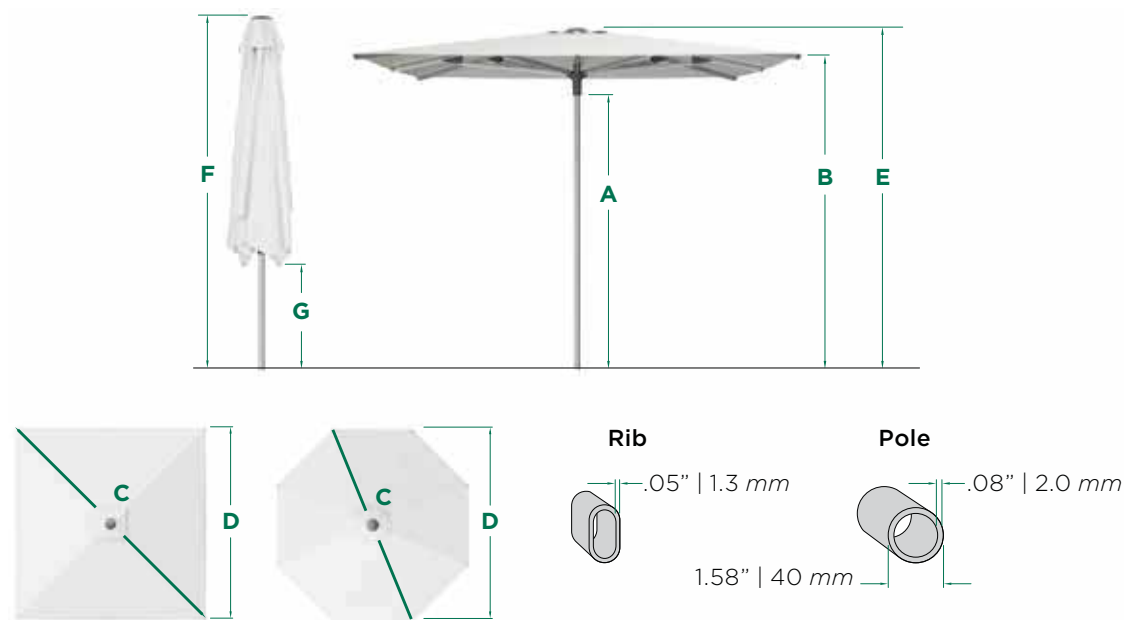


TEMPOTEST STARLIGHT FR® awning fabric combines state-of-the-art flame retardant performance and UV resistance for the commercial awning, canopy and shade markets.

AQUARIUS | SPECIFICATIONS

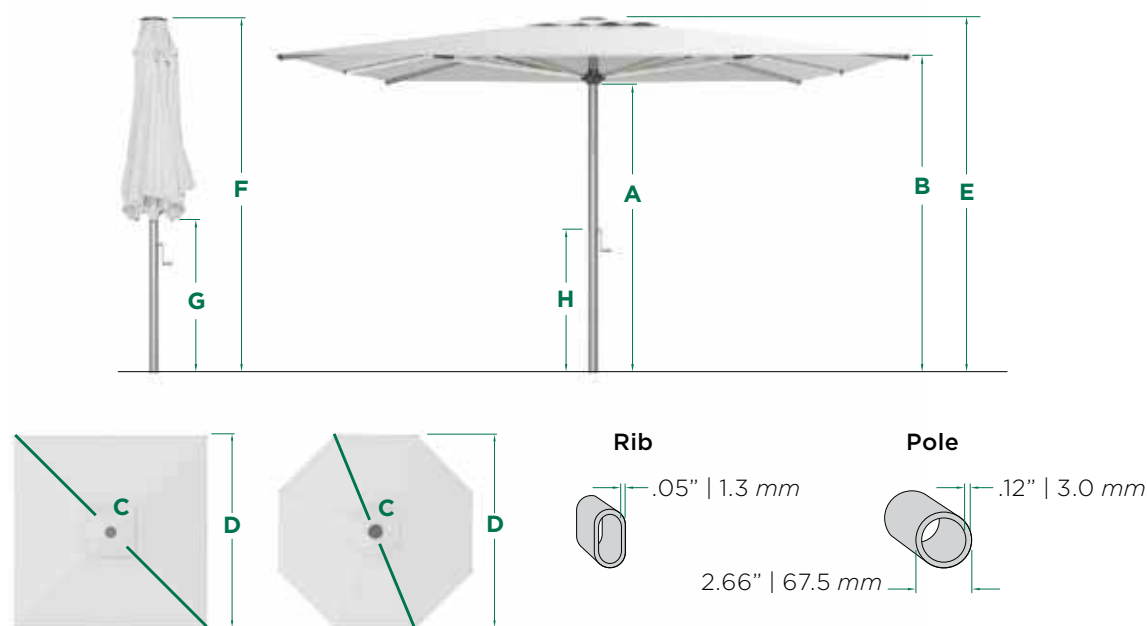


KEY	DESCRIPTION	AQU-23	AQU-23S	AQU-27
	Canopy Shape	Octagon	Square	Octagon
	Coverage	39 sq ft	51 sq ft	60 sq ft
	Ribs	8	8	8
	Size	7.5 ft 2.3 m	7.5 ft 2.3 m	9 ft 2.7 m
	Weight	17 lbs	17 lbs	18 lbs
A	Lower Hub HEIGHT (Open)	6' 3" ft 1.9 m	6' 3" ft 1.9 m	6' 3" ft 1.9 m
B	Rib End HEIGHT (Open)	6' 9" ft 2.0 m	6' 9" ft 2.0 m	6' 9" ft 2.0 m
C	Canopy LENGTH (Diagonal)	7' 6" ft 2.3 m	10' 8" ft 3.3 m	8' 10" ft 2.7 m
D	Canopy WIDTH	6' 11" ft 2.1 m	7' 7" ft 2.3 m	8' 2" ft 2.5 m
E	Overall HEIGHT (Open)	7' 8" ft 2.3 m	7' 8" ft 2.3 m	7' 11" ft 2.4 m
F	Overall HEIGHT (Closed)	7' 8" ft 2.3 m	7' 8" ft 2.3 m	7' 11" ft 2.4 m
G	Rib End HEIGHT (Closed)	3' 11" ft 1.2 m	2' 5" ft 0.7 m	3' 5" ft 1.0 m
	Minimum Base Weight	100 lbs	100 lbs	100 lbs

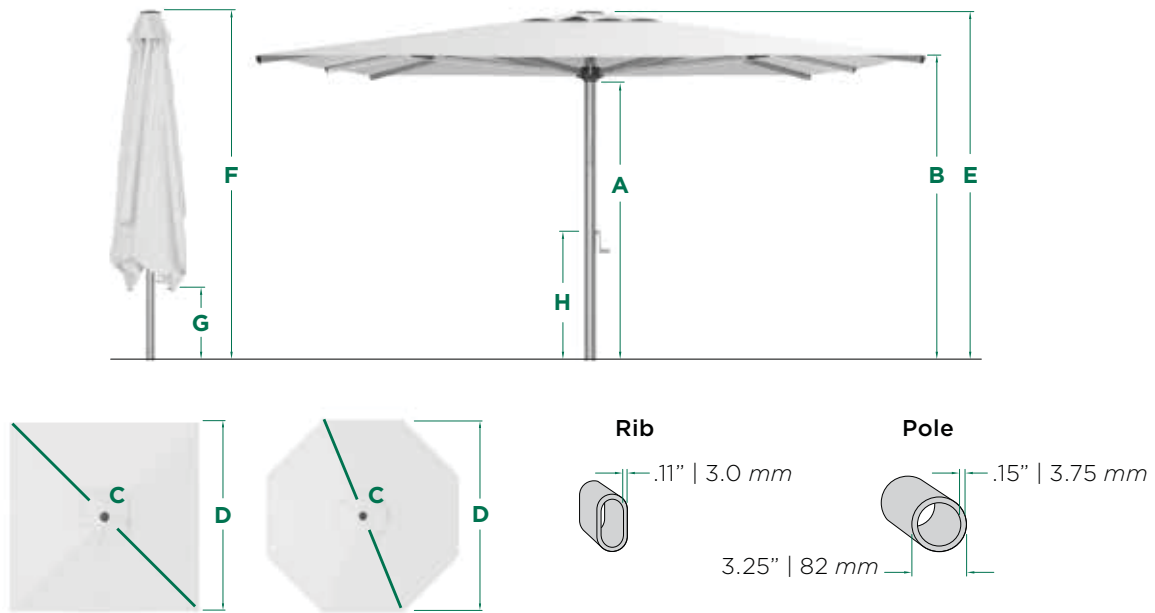


KEY	DESCRIPTION	LIB-20S	LIB-25	LIB-25S	LIB-27	LIB-27S
	Canopy Shape	Square	Octagon	Square	Octagon	Square
	Coverage	43 sq ft	52 sq ft	67 sq ft	60 sq ft	77 sq ft
	Ribs	4	8	8	8	8
	Size	6.5 ft 2.0 m	8 ft 2.5 m	8 ft 2.5 m	9 ft 2.7 m	9 ft 2.7 m
	Weight	25 lbs	33 lbs	40 lbs	35 lbs	40 lbs
A	Lower Hub HEIGHT (Open)	6' 1" ft 1.9 m	6' 1" ft 1.9 m	6' 1" ft 1.9 m	6' 1" ft 1.9 m	6' 1" ft 1.9 m
B	Rib End HEIGHT (Open)	6' 6" ft 2.0 m	6' 6" ft 2.0 m	6' 5" ft 2.0 m	6' 5" ft 2.0 m	6' 6" ft 2.0 m
C	Canopy LENGTH (Diagonal)	9' 4" ft 2.9 m	8' 2" ft 2.5 m	11' 7" ft 3.6 m	8' 10" ft 2.7 m	12' 6" ft 3.8 m
D	Canopy WIDTH	6' 7" ft 2.0 m	7' 7" ft 2.3 m	8' 2" ft 2.5 m	8' 2" ft 2.5 m	8' 11" ft 2.7 m
E	Overall HEIGHT (Open)	7' 6" ft 2.3 m	7' 6" ft 2.3 m	7' 6" ft 2.3 m	7' 7" ft 2.3 m	7' 7" ft 2.3 m
F	Overall HEIGHT (Closed)	7' 5" ft 2.3 m	7' 5" ft 2.3 m	7' 5" ft 2.3 m	8' 3" ft 2.5 m	8' 10" ft 2.7 m
G	Rib End HEIGHT (Closed)	2' 11" ft 0.9 m	3' 6" ft 1.0 m	1' 9" ft 0.5 m	3' 9" ft 1.1 m	2' 8" ft 0.8 m
	Minimum Base Weight	100 lbs	100 lbs	100 lbs	120 lbs	120 lbs

ATLAS | SPECIFICATIONS

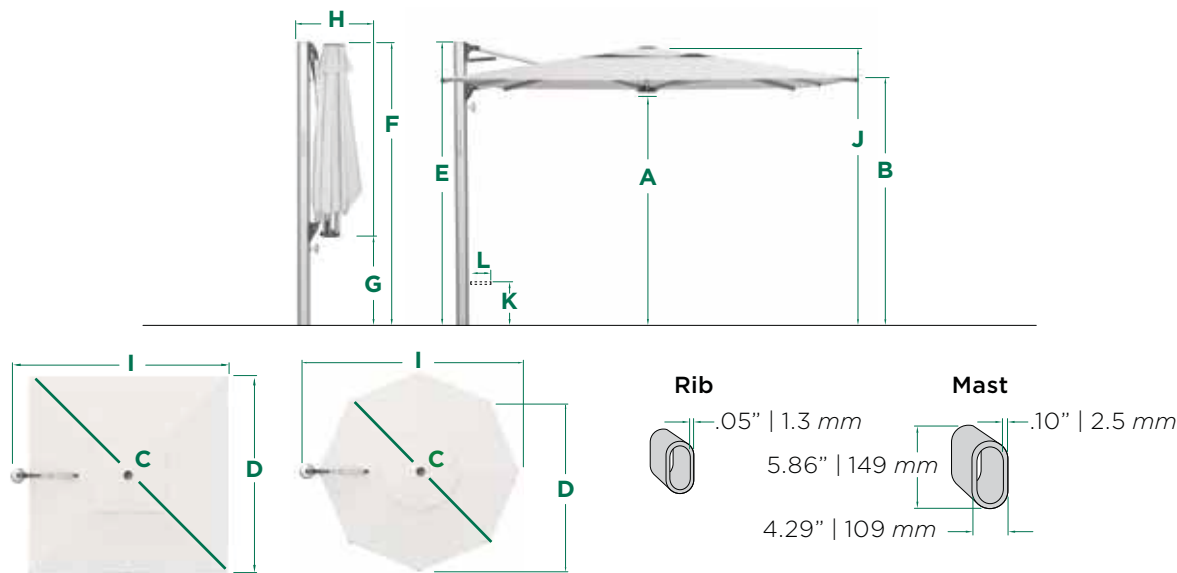


KEY	DESCRIPTION	ATL-30	ATL-30S	ATL-35S	ATL-40
	Canopy Shape	Octagon	Square	Square	Octagon
	Coverage	75 sq ft	100 sq ft	131 sq ft	134 sq ft
	Ribs	8	8	8	8
	Size	10 ft 3.0 m	10 ft 3.0 m	11.5 ft 3.5 m	13 ft 4.0 m
	Weight	42 lbs	47 lbs	49 lbs	48 lbs
A	Lower Hub HEIGHT (Open)	7' ft 2.1 m	7' ft 2.1 m	7' ft 2.1 m	7' ft 2.1 m
B	Rib End HEIGHT (Open)	7' 3" ft 2.2 m	7' 3" ft 2.2 m	7' 4" ft 2.2 m	7' 2" ft 2.2 m
C	Canopy LENGTH (Diagonal)	9' 11" ft 3.0 m	13' 11" ft 4.2 m	16' 3" ft 5.0 m	13' 1" ft 4.0 m
D	Canopy WIDTH	9' 1" ft 2.8 m	9' 10" ft 3.0 m	11' 6" ft 3.5 m	12' 1" ft 3.7 m
E	Overall HEIGHT (Open)	8' 6" ft 2.6 m	8' 6" ft 2.6 m	8' 10" ft 2.7 m	8' 10" ft 2.7 m
F	Overall HEIGHT (Closed)	10' 3" ft 3.1 m	10' 10" ft 3.3 m	11' 6" ft 3.5 m	11' 3" ft 3.4 m
G	Rib End HEIGHT (Closed)	5' 3" ft 1.6 m	3' 11" ft 1.2 m	3' 3" ft 1.0 m	4' 8" ft 1.4 m
H	HEIGHT to Crank Handle	3' 4" ft 1.0 m	3' 4" ft 1.0 m	3' 4" ft 1.0 m	3' 4" ft 1.0 m
	Minimum Base Weight	300 lbs	300 lbs	300 lbs	400 lbs

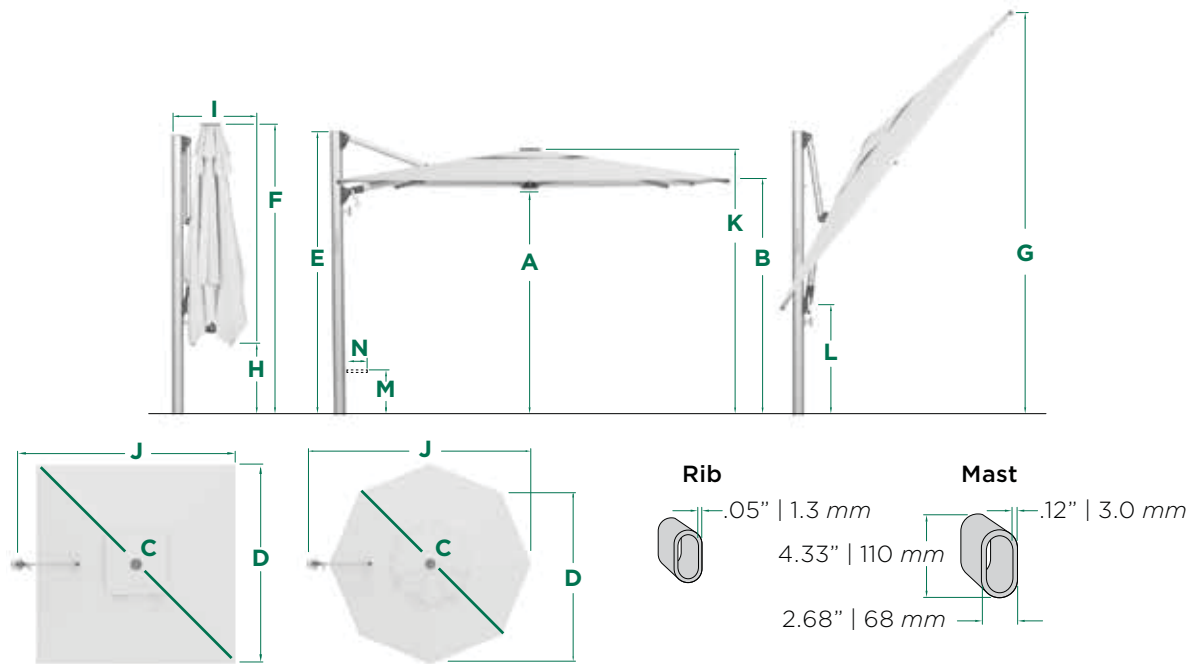


KEY	DESCRIPTION	AST-40S	AST-50	AST-50S
	Canopy Shape	Square	Octagon	Square
	Coverage	172 sq ft	210 sq ft	266 sq ft
	Ribs	8	8	8
	Size	13 ft 4.0 m	16.5 ft 5.0 m	16.5 ft 5.0 m
	Weight	148 lbs	156 lbs	158 lbs
A	Lower Hub HEIGHT (Open)	7' 4" ft 2.2 m	7' 4" ft 2.2 m	7' 4" ft 2.2 m
B	Rib End HEIGHT (Open)	7' 7" ft 2.3 m	7' 8" ft 2.3 m	7' 7" ft 2.3 m
C	Canopy LENGTH (Diagonal)	18' 6" ft 5.6 m	16' 5" ft 5.0 m	23' 2" ft 7.0 m
D	Canopy WIDTH	13' 1" ft 4.0 m	15' 2" ft 4.6 m	16' 4" ft 5.0 m
E	Overall HEIGHT (Open)	9' 1" ft 2.8 m	9' 1" ft 2.8 m	9' 1" ft 2.8 m
F	Overall HEIGHT (Closed)	12' 6" ft 3.8 m	12' 7" ft 3.8 m	13' 9" ft 4.2 m
G	Rib End HEIGHT (Closed)	3' 3" ft 1.0 m	4' 5" ft 1.3 m	2' ft 0.6 m
H	HEIGHT to Crank Handle	3' ft 0.9 m	3' ft 0.9 m	2' 7" ft 0.8 m
	Minimum Base Weight	500 lbs	600 lbs	700 lbs

TAURUS | SPECIFICATIONS

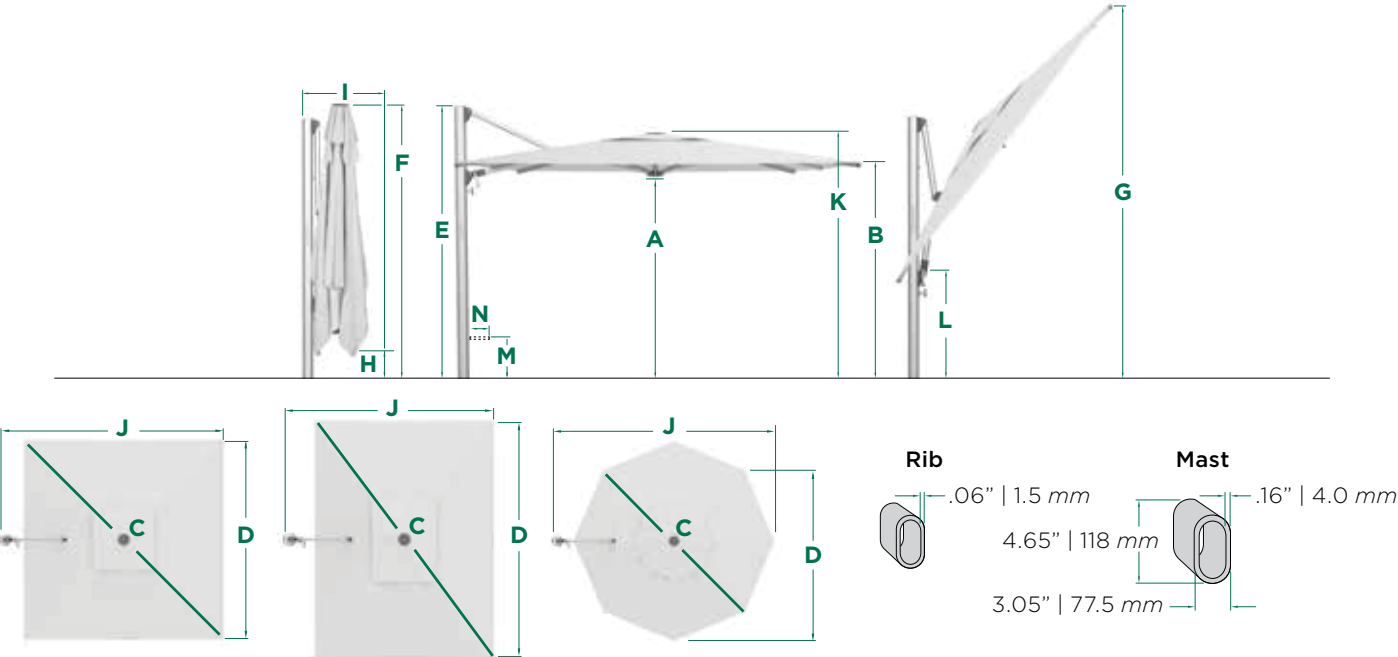


KEY	DESCRIPTION	TAU-30	TAU-30S
	Canopy Shape	Octagon	Square
	Coverage	75 sq ft	100 sq ft
	Ribs	8	8
	Size	10 ft 3.0 m	10 ft 3.0 m
	Weight	80 lbs	83 lbs
A	Lower Hub HEIGHT (Open)	6' 9" ft 2.1 m	6' 9" ft 2.1 m
B	Rib End HEIGHT (Open)	7' ft 2.2 m	7' ft 2.2 m
C	Canopy LENGTH (Diagonal)	9' 9" ft 3.0 m	13' 9" ft 4.2 m
D	Canopy WIDTH	9' 1" ft 2.8 m	9' 9" ft 3.0 m
E	HEIGHT to Mast Top	8' 3" ft 2.5 m	8' 3" ft 2.5 m
F	HEIGHT to Canopy Top (Closed)	8' 2" ft 2.5 m	8' 2" ft 2.5 m
G	Rib End HEIGHT (Closed)	4' 3" ft 1.3 m	2' 3" ft 0.7 m
H	Mast End to Canopy Edge (Closed)	1' 6" ft 0.5 m	1' 6" ft 0.5 m
I	Mast End to Canopy Edge (Open)	11' ft 3.4 m	11' ft 3.4 m
J	HEIGHT to Canopy Top (Open)	8' 3" ft 2.5 m	8' 4" ft 2.5 m
K	HEIGHT to Turning Handle	1' 9" ft 0.5 m	1' 9" ft 0.5 m
L	Turning Handle Width	9" in 0.2 m	9" in 0.2 m
	Minimum Base Weight	300 lbs	300 lbs



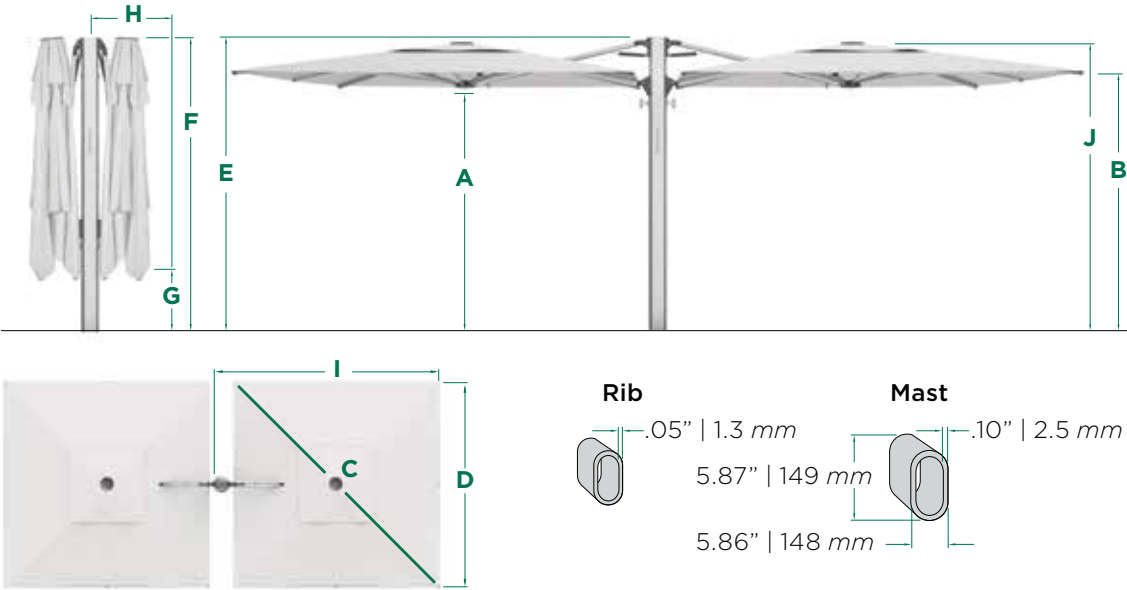
KEY	DESCRIPTION	SOL-27S	SOL-30	SOL-30S/SOLLX-30S	SOL-35
	Canopy Shape	Square	Octagon	Square	Octagon
	Coverage	77 sq ft	75 sq ft	100 sq ft	103 sq ft
	Ribs	8	8	8	8
	Size	9 ft 2.7 m	10 ft 3.0 m	10 ft 3.0 m	11.5 ft 3.5 m
	Weight	91 lbs	93 lbs	98 lbs 102 lbs	94 lbs
A	Lower Hub HEIGHT (Open)	7' 5" ft 2.3 m	7' 5" ft 2.3 m	7' 5" ft 2.3 m	7' 3" ft 2.2 m
B	Rib End HEIGHT (Open)	7' 7" ft 2.3 m	7' 5" ft 2.3 m	7' 3" ft 2.2 m	7' 3" ft 2.2 m
C	Canopy LENGTH (Diagonal)	12' 6" ft 3.8 m	9' 11" ft 3.0 m	13' 11" ft 4.2 m	11' 6" ft 3.5 m
D	Canopy WIDTH	8' 10" ft 2.7 m	9' 1" ft 2.8 m	9' 11" ft 3.0 m	10' 7" ft 3.3 m
E	HEIGHT to Mast Top	8' 9" ft 2.7 m	8' 9" ft 2.7 m	8' 9" ft 2.7 m	8' 9" ft 2.7 m
F	HEIGHT to Canopy Top (Closed)	9' 1" ft 2.8 m	9' 2" ft 2.8 m	9' 1" ft 2.8 m	9' 6" ft 2.9 m
G	Overall HEIGHT (Max Tilt)	13' 1" ft 4.0 m	13' 7" ft 4.1 m	13' 7" ft 4.1 m	14' 8" ft 4.5 m
H	Rib End HEIGHT (Closed)	2' 11" ft 0.9 m	4' 3" ft 1.3 m	2' 3" ft 0.7 m	3' 9" ft 1.1 m
I	Mast End to Canopy Edge (Closed)	1' 6" ft 0.5 m	1' 6" ft 0.5 m	1' 6" ft 0.5 m	1' 6" ft 0.5 m
J	Mast End to Canopy Edge (Open)	10' ft 3.0 m	11' ft 3.4 m	11' ft 3.4 m	12' 8" ft 3.9 m
K	HEIGHT to Canopy Top (Open)	8' 6" ft 2.6 m	8' 6" ft 2.6 m	8' 4" ft 2.5 m	8' 7" ft 2.6 m
L	HEIGHT to Slider Car (Max Tilt)	4' 2" ft 1.3 m	3' 8" ft 1.1 m	3' 8" ft 1.1 m	3' 2" ft 1.0 m
M	HEIGHT to Turning Handle	1' 9" ft 0.5 m	1' 9" ft 0.5 m	1' 9" ft 0.5 m	1' 9" ft 0.5 m
N	Turning Handle Width	9" in 0.2 m	9" in 0.2 m	9" in 0.2 m	9" in 0.2 m
	Minimum Base Weight	300 lbs	300 lbs	350 lbs	400 lbs

POLARIS | SPECIFICATIONS



KEY	DESCRIPTION	POL-35S	POL-340RT	POL-40	POL-40S/POLLX-40S
	Canopy Shape	Square	Rectangle	Octagon	Square
	Coverage	131 sq ft	130 sq ft	134 sq ft	172 sq ft
	Ribs	8	8	8	8
	Size	11.5 ft 3.5 m	10 x 13 ft 3.0 x 4.0 m	13 ft 4.0 m	13 ft 4.0 m
	Weight	129 lbs	127 lbs	132 lbs	136 lbs 142 lbs
A	Lower Hub HEIGHT (Open)	7' 6" ft 2.3 m	7' 10" ft 2.4 m	7' 7" ft 2.3 m	7' 8" ft 2.3 m
B	Rib End HEIGHT (Open)	7' 6" ft 2.3 m	7' 7" ft 2.3 m	7' 6" ft 2.3 m	7' 5" ft 2.3 m
C	Canopy LENGTH (Diagonal)	16' 3" ft 5.0 m	16' 5" ft 5.0 m	13' 1" ft 4.0 m	18' 4" ft 5.6 m
D	Canopy WIDTH	11' 6" ft 3.5 m	9' 10" ft x 13' 1" ft 3.0 m x 4.0 m	12' 1" ft 3.7 m	13' 1" ft 4.0 m
E	HEIGHT to Mast Top	9' 6" ft 2.9 m	9' 6" ft 2.9 m	9' 6" ft 2.9 m	9' 6" ft 2.9 m
F	HEIGHT to Canopy Top (Closed)	9' 7" ft 2.9 m	9' 7" ft 2.9 m	10' 1" ft 3.1 m	10' 2" ft 3.1 m
G	HEIGHT to Rib End (Max Tilt)	14' 8" ft 4.5 m	13' 7" ft 4.1 m	16' ft 4.9 m	16' ft 4.9 m
H	Rib End HEIGHT (Closed)	1' 9" ft 0.5 m	1' 5" ft 0.4 m	3' 6" ft 1.0 m	1' ft 0.3 m
I	Mast End to Canopy Edge (Closed)	1' 10" ft 0.6 m	1' 10" ft 0.6 m	1' 10" ft 0.6 m	1' 10" ft 0.6 m
J	Mast End to Canopy Edge (Open)	12' 10" ft 4.0 m	11' 3" ft 3.4 m	14' 4" ft 4.4 m	14' 4" ft 4.4 m
K	HEIGHT to Canopy Top (Open)	9' 1" ft 2.8 m	9' 7" ft 2.9 m	9' 3" ft 2.8 m	9' 4" ft 2.8 m
L	HEIGHT to Crank Handle (Max Tilt)	3' 3" ft 1.0 m	3' 9" ft 1.1 m	3' ft 0.9 m	3' ft 0.9 m
M	HEIGHT to Turning Handle	1' 10" ft 0.6 m	1' 10" ft 0.6 m	1' 10" ft 0.6 m	1' 10" ft 0.6 m
N	Turning Handle Width	6" in 0.2 m	6" in 0.2 m	6" in 0.2 m	6" in 0.2 m
	Minimum Base Weight	550 lbs	550 lbs	700 lbs	700 lbs

GEMINI | SPECIFICATIONS



KEY	DESCRIPTION	GEM-30S
	Canopy Shape	Square
	Coverage	200 sq ft
	Ribs	8
	Size	10 ft 3.0 m
	Weight	131 lbs
A	Lower Hub HEIGHT (Open)	6' 11" ft 2.1 m
B	Rib End HEIGHT (Open)	7' 1" ft 2.2 m
C	Canopy LENGTH (Diagonal)	13' 9" ft 4.2 m
D	Canopy WIDTH	9' 9" ft 3.0 m
E	HEIGHT to Mast Top	8' 3" ft 2.5 m
F	HEIGHT to Canopy Top (Closed)	8' 2" ft 2.5 m
G	Rib End Height (Closed)	1' 6" ft 0.5 m
H	Mast End to Canopy Edge (Closed)	1' 7" ft 0.5 m
I	Mast End to Canopy Edge (Open)	10' 7" ft 3.2 m
J	HEIGHT to Canopy Top (Open)	8' 3" ft 2.5 m
	Minimum Base Weight	400 lbs


TABLE OF CONTENTS

JCP.101 CENTERPOST ALU 7.5' JCP101-23SQ 9' JCP101-28H	132-133
JCP.201 CENTERPOST ALU 15' JCP201-45	134-135
JCP.301 SIDEPOST ALU 10' JCP301-30SQ 11.5' JCP301-35	136-137
JCP.401 SIDEPOST ALU 10'x14' JCP401-343RT 13' JCP401-40	138-139
JCP.501 QUAD SIDEPOST ALU 10' JCP501	140-141
FINISHES & FABRICS	142
BASES & MOUNT OPTIONS REPLACEMENT PARTS & OPTIONS	143
ACCESSORIES	144
TERMS & CONDITIONS	146-148
WARRANTY / GUARANTEE	150





jardinico®
CARACTÈRE





SHOWN: JCP101-28H (MW - Matte White) in 10020 Natté White

Visit www.jardinicousa.com for more product information.

JCP.101 CENTERPOST ALU

 7.5 ft Square / 2.3m x 2.3m
 9 ft Hexagon / Ø 2.8m



	6.42 ft (1.96m)	7.44 ft (2.27m)
	6.81 ft (2.08m)	7.63 ft (2.33m)

See page **142** for Finish & Fabric Options.

ITEM NO.	SIZE	CANOPY SHAPE	RIBS	FEATURES
JCP101-23SQ	7.5 ft x 7.5 ft (2.3m x 2.3m)	Square	4	<ul style="list-style-type: none"> Aluminum Magnodraulic Push-Up Lift System Self-Locking Canopy Fasteners Single Wind Vent Protective Cover
JCP101-28H	9 ft (2.8m)	Hexagon	6	

ITEM NO.	DESCRIPTION	SIZE	FEATURES
JCB101	Base (with wheels) - 100 lbs.	19.68" x 19.68" x 3.5"	<ul style="list-style-type: none"> Powder Coated, Hot Galvanized Steel Base with 1.88" Locking Wheels

Note: Compatible base must be purchased with frame & canopy. Mount kit option not available.

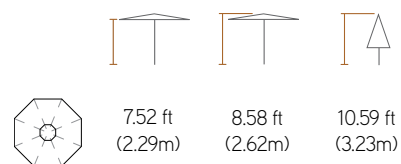


SHOWN: JCP201-45 (CC - Charcoal) in 10059 Natté Dark Taupe

Visit www.jardinicousa.com for more product information.

JCP.201 CENTERPOST ALU

 15 ft Octagon / Ø 4.5m



See page **142** for Finish & Fabric Options.

ITEM NO.	SIZE	CANOPY SHAPE	RIBS	FEATURES	
JCP201-45	15 ft (4.5m)	Octagon	8	<ul style="list-style-type: none">AluminumTelescopic Crank Lift SystemSelf-Locking Canopy Fasteners	<ul style="list-style-type: none">Single Wind VentInternal Mast Stem CoverProtective Cover

ITEM NO.	DESCRIPTION	SIZE	FEATURES
JCB301	Base (with wheels) - 350 lbs.	39.37" x 39.37" x 6.29"	<ul style="list-style-type: none">Powder Coated, Hot Galvanized Steel Base with 3.75" Locking Wheels
JCB-MKC21	Concrete Mount Kit	8.46" plate diameter, .63" plate thickness	Includes: Adapter plate and expansion bolts <i>Adapter plate finish options: 5T, CC</i>
JCB-MKG16	In-Ground Mount Kit	6.3" plate diameter, .47" plate thickness, 19.53" depth	Includes: In-ground fitting

Note: Compatible base or mount kit must be purchased with frame & canopy.



SHOWN: JCP301-30S (TK - Alu Teak) in 10020 Natté White

Visit www.jardinicousa.com for more product information.

JCP.301 SIDEPOST ALU

☼ 10 ft Square / 3.0m x 3.0m

☼ 11.5 ft Octagon / Ø 3.5m



Infinite Tilt
Front to Back, Left to Right



6.89 ft
(2.10m)

7.64 ft
(2.33m)

12.64 ft
(3.85m)

9.73 ft
(2.97m)

3.89 ft
(1.19m)



7.06 ft
(2.15m)

7.58 ft
(2.31m)

12.98 ft
(3.96m)

10.04 ft
(3.06m)


3.48 ft
(1.06m)

See page **142** for Finish & Fabric Options.

ITEM NO.	SIZE	CANOPY SHAPE	RIBS	FEATURES	
JCP301-30SQ	10 ft x 10 ft (3.0m x 3.0m)	Square	8	<ul style="list-style-type: none"> Aluminum 360° Rotation Crank Lift System Infinite Tilt (front to back, left to right) 	<ul style="list-style-type: none"> Self-Locking Canopy Fasteners Single Wind Vent Internal Mast Stem Cover Protective Cover
JCP301-35	11.5 ft (3.5m)	Octagon	8		

ITEM NO.	DESCRIPTION	SIZE	FEATURES
JCB301	Base (with wheels) - 350 lbs.	39.37" x 39.37" x 5.25"	<ul style="list-style-type: none"> Powder Coated, Hot Galvanized Steel Base with 3.75" Locking Wheels
JCB-MKC21	Concrete Mount Kit	8.46" plate diameter, .63" plate thickness	Includes: Adapter plate and expansion bolts <i>Adapter plate finish options: 5T, CC</i>
JCB-MKG16	In-Ground Mount Kit	6.3" plate diameter, .47" plate thickness, 19.53" depth	Includes: In-ground fitting

Note: Compatible base or mount kit must be purchased with frame & canopy.



SHOWN: JCP401-343RT (CC - Charcoal) in 5408 Black

Visit www.jardinicousa.com for more product information.

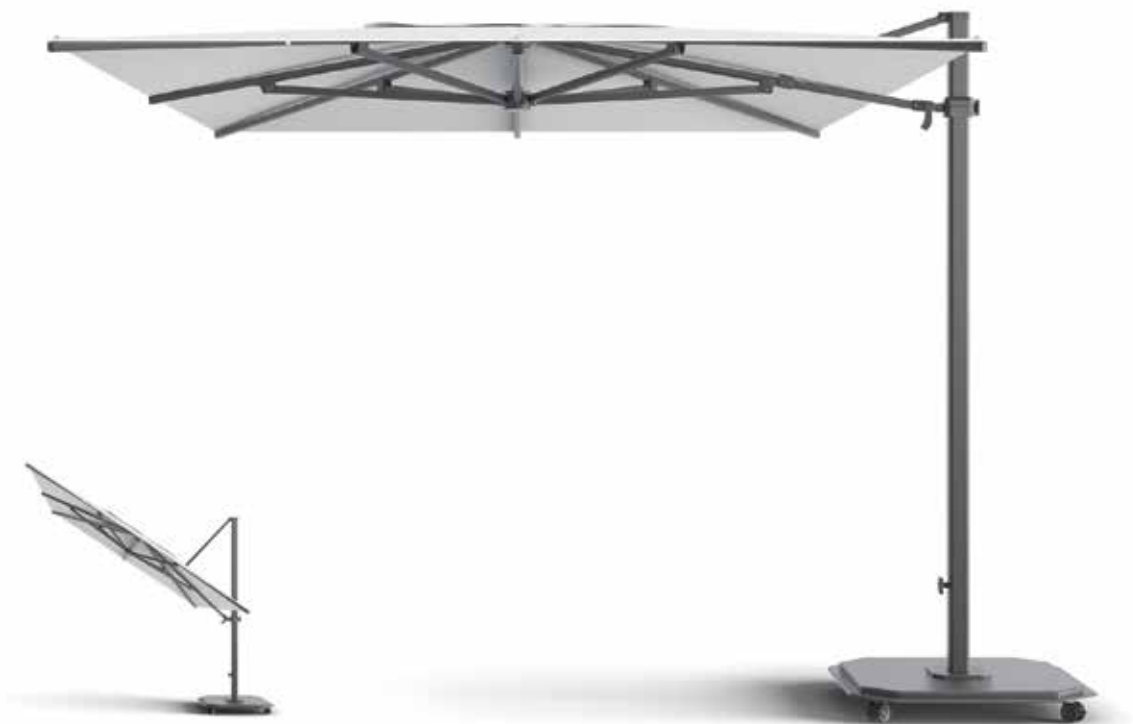
JCP.401 SIDEPOST ALU



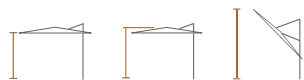

10 ft x 14 ft Rectangle / 3.0m x 4.3m



13 ft Octagon / Ø 4.0m



Infinite Tilt
Front to Back



7.48 ft
(2.28m)

8.49 ft
(2.59m)

12.51 ft
(3.81m)



6.52 ft
(1.99m)

7.54 ft
(2.30m)

14.49 ft
(4.42m)

See page **142** for Finish & Fabric Options.

ITEM NO.	SIZE	CANOPY SHAPE	RIBS	FEATURES	
JCP401-343RT	10 ft x 14 ft (3.0m x 4.3m)	Rectangle	8	<ul style="list-style-type: none"> Aluminum 360° Rotation Crank Lift System Infinite Tilt (front to back) 	<ul style="list-style-type: none"> Self-Locking Canopy Fasteners
JCP401-40	13 ft (4.0m)	Octagon	8		<ul style="list-style-type: none"> Single Wind Vent Internal Mast Stem Cover Protective Cover

ITEM NO.	DESCRIPTION	SIZE	FEATURES
JCB401	Base (with wheels) - 540 lbs.	39.37" x 39.37" x 6.25"	<ul style="list-style-type: none"> Powder Coated, Hot Galvanized Steel Base with 3.75" Locking Wheels
JCB-MKC25	Concrete Mount Kit	9.84" plate diameter, .63" plate thickness	Includes: Adapter plate and expansion bolts <i>Adapter plate finish options: 5T, CC</i>
JCB-MKG25	In-Ground Mount Kit	9.84" plate diameter, .63" plate thickness, 19.69" depth	Includes: In-ground fitting

Note: Compatible base or mount kit must be purchased with frame & canopy.



SHOWN: JCP501 (TK - Alu Teak) in 5404 Natural

Visit www.jardinicousa.com for more product information.

JCP.501 QUAD SIDEPOST ALU

 10 ft Square / 3.0m x 3.0m



7.50 ft
(2.29m)

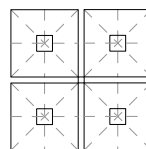
8.25 ft
(2.51m)

9.75 ft
(2.97m)

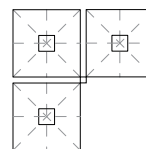
16.33 ft
(4.98m)



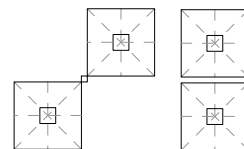
Infinite Tilt Front to Back -
Canopies can open and tilt individually



JCP501



JCP501-P3



JCP501-P2
Diagonal or Adjacent

See page **142** for Finish & Fabric Options.

ITEM NO.	DESCRIPTION	CANOPY SHAPE	RIBS	FEATURES	
JCP501	Frame & (4) Canopies	Square 10 ft. (3.0m x 3.0m)	8 per canopy	<ul style="list-style-type: none"> Aluminum Up to 430.5 sq. ft. of Coverage Crank Lift System Infinite Tilt (front to back) Each Canopy Opens and Tilts Individually 	<ul style="list-style-type: none"> Self-Locking Canopy Fasteners Single Wind Vent Internal Mast Stem Cover Protective Cover
JCP501-P3	Frame & (3) Canopies				
JCP501-P2	Frame & (2) Canopies				

ITEM NO.	DESCRIPTION	SIZE	FEATURES
JCB-MKC501	Concrete Mount Kit	9.84" plate diameter, .63" plate thickness	Includes: Adapter plate and expansion bolts <i>Adapter plate finish options: 5T, CC</i>
JCB-MKG25	In-Ground Mount Kit	9.84" plate diameter, .63" plate thickness, 19.69" depth	Includes: In-ground fitting

Note: Mount kit must be purchased with frame & canopy.
See page **137** for optional (one-piece) Gutter.

FINISHES & FABRICS

Finishes



SS
Silver Anodized



CC
Charcoal



MW
Matte White




TK
Alu Teak
Not available on JCP201


Fabrics




10020
Natté
White



10022
Natté
Grey Chiné



10059
Natté
Dark Taupe



10065
Natté
Carbon Beige




5401
Pacific
Blue



5404
Natural



5408
Black



5413
Spa



5417
Tuscan




5439
Navy




5476
Heather
Beige



5489
Coal



40428
Cast Ash



40433
Cast Silver

For additional fabric options, contact your Sales Representative.

NOTE: Fabric and finishes shown are not to scale. Colors may vary slightly from the actual fabric and finish; please refer to the actual fabric swatch and frame sample to view true color and detail.

BASE & MOUNT OPTIONS

Compatible Base with Locking Wheels

Base finish matches frame finish except for TK (Alu Teak) which uses the CC (Charcoal) finish.



Locking
all weather wheels
rotate 360°.

ITEM NO.	DESCRIPTION	SIZE	WEIGHT	FEATURES
JCB101	Base (with wheels)	19.68" x 19.68" x 3.5"	100 lbs.	<ul style="list-style-type: none"> • Powder Coated • Hot Galvanized Steel Base • Locking Wheels
JCB301		39.37" x 39.37" x 5.25"	365 lbs.	
JCB401		39.37" x 39.37" x 6.25"	540 lbs.	

Compatible base must be purchased with frame & canopy. Compatible base not available for JCP.501.

Compatible Mount Kits

Mount Kit options for concrete and in-ground mounting.

SERIES	MOUNT KIT	ITEM NO.
JCP.201 / JCP.301	Concrete*	JCB-MKC21
	In-Ground	JCB-MKG16
JCP.401	Concrete*	JCB-MKC25
JCP.501		JCB-MKC501
JCP.401 / JCP.501	In-Ground	JCB-MKG25

Compatible Mount Kit must be purchased with frame & canopy.
Mount kit not available for JCP.101.

*Available in 5T - Platinum | CC - Charcoal



MUST CHOOSE FINISH WHEN ORDERING.

REPLACEMENT PARTS & OPTIONS

Replacement Canopy and Frame

SERIES	CANOPY ITEM NO.	FRAME ITEM NO.
JCP.101	JCP101-23SQ	CJ1-23SQ
	JCP101-28H	CJ1-28H
JCP.201	JCP201-45	CJ2-45
JCP.301	JCP301-30SQ	CJ3-30SQ
	JCP301-35	CJ3-35
JCP.401	JCP401-343RT	CJ4-343RT
	JCP401-40	CJ4-40
JCP.501	JCP501	CJ5-30SQ

Replacement Protective Covers

SERIES	ITEM NO.
JCP.101 (All sizes)	JA-CP902
JCP.301 (All sizes)	JA-CD35D
JCP.401 (All sizes)	JA-CD36-02
JCP.501	JA-CD39

Optional (one-piece) Gutter

Custom made and available for JCP.501 styles.



To span big surfaces and canalize rain-water, you can connect several umbrellas with a gutter.

ITEM NO.: **CJ501G**

ACCESSORIES

MOROCCAN LANTERN



ITEM NO.	SIZE	HEIGHT	WIDTH	WEIGHT	CUBE
JCA-MOR-SM	Small	15.0"	11.0"	10 lbs.	2.52
JCA-MOR-MD	Medium	19.7"	11.0"	12 lbs.	3.02
JCA-MOR-LG	Large	26.8"	11.0"	14 lbs.	3.52

ANTIBES WINE TUB



ITEM NO.	HEIGHT	WIDTH	WEIGHT	CUBE
JCA-ANT-WTB	9.5"	18.13"	20 lbs.	4.14

ANTIBES WINE COOLER



ITEM NO.	HEIGHT	WIDTH	WEIGHT	CUBE
JCA-ANT-WCO	11.5"	10.63"	9 lbs.	1.64



Lights sold separately



Shade as a style statement.

jardinico®
CARACTÈRE

PAGES 146-148 applies to Treasure Garden, Shademaker, and Jardinico.

As a condition of doing business with Treasure Garden, Inc. and its affiliates (hereinafter, "TG") all persons involved in the commercial purchase, sale, or resale of TG products (each, a "Dealer") shall be bound by the following terms and conditions (the "Agreement").

Distribution:

To qualify as an authorized TG retail Dealer a business must:

- Have a permanent store-front retail business location with reasonable space to display TG products and accessories.
- Maintain an inventory of TG merchandise throughout their outdoor product selling season.
- Reasonably accommodate purchases of anyone showing interest in TG products.
- Be moderately capable of "after the sale" service and support to the end-user and reasonably accommodating of consumer requests for such service and support.
- Retail Dealers should be qualified or trained by their TG sales representative.
- Ecommerce and contract dealers have other requirements.

TG reserves the right to respond to geographic and individual market and competitive situations by applying different policies to its various Dealers. TG also reserves the right to rescind or modify, in its sole and absolute discretion, any existing or future sales program or policy, or the credit terms (if any) extended to a Dealer. In addition, TG may terminate any authorized Dealer, for any reason or no reason, in its sole and absolute discretion and without notice.

Credit Terms:

A completed and signed TG commercial credit application agreement begins the process of establishing a credit line or billing account with TG. Until a credit application is approved, all orders may require payment in advance; meaning payment must be paid prior to our manufacturing of the order. Minimum annual orders of \$5,000 are required during TG's fiscal year (i.e., Oct. 1 - Sept. 30) for any new or re-established account. TG generally offers payment terms of Net 30 days (on approved credit) to an authorized retail dealer. Terms for contract dealers are proforma / cash in advance. Other credit terms may be available and will be indicated on the Sales order acknowledgement and Invoice. Payment terms for Freight Charges and/or duties are Net 7 days. All orders are subject to credit approval and acceptance by our home office in Baldwin Park, California and TG may terminate the extension of credit, for any reason or no reason, in its sole and absolute discretion. Any disputes between TG and a Dealer may be brought in the Courts located in California regardless of where the Dealer is located. Time is of the essence concerning all payments, and payments must be sent to be received by the due date. No deductions or debit memos are accepted. A service charge of one and one-half percent (1.5%) per month or such maximum lesser rate as may be permitted by law may be assessed to all past due invoices. Invoices are considered past due if the payment is not received by the due date. Credit files are routinely reviewed, and a current financial statement or information may be requested by TG and must be provided within 10 business days. TG may also request assurances of a Dealer's ability to pay and may, upon the making of such request, stop production and suspend shipments.

Prices:

Prices listed in the price list are suggested retail prices. A Dealer's cost is based on the designated Dealer classification. Ask your Sales Representative for details regarding TG's 2026 programs and pricing structure.

Taxes and Surcharges:

The manufacturer's suggested retail price (MSRP) does NOT include any state tax local tax or surcharges. CA sales tax may apply to shipments made within the state of CA, picked up at our CA facility or drop shipped within the state of CA unless we have a CA resale or tax-exempt certificate on file. Treasure Garden has a presence in 39 states. As of JUNE 2022, these states are AL, AR, AZ, CA, CO, CT, DC, FL, GA, IA, ID, IL, IN, KS, KY, LA, MA, MD, ME, MI, MN, MO, NC, NE, NJ, NM, NV, NY, OH, OK, PA, RI, SC, TN, TX, UT, VA, WA & WI. As mandated by state and local taxing authorities, we are required to collect sales and / or use taxes on your purchases shipped to these states unless we have a valid resale / tax exemption certificate(s) for the state(s) that your company's purchases are shipped to. Please note that CA, CT, DC, MA & MD along with several other states will NOT accept another state's resale number for tax exempt purposes.

Order Acceptance:

We accept orders from an authorized retail Dealer, contract or ecommerce dealers account only. Ask your sales representative for details on becoming an authorized retail Dealer or contract account. If you place an order with Treasure Garden and you or your designee accepts delivery of any goods in relation to the order (whether or not you believe the delivery conforms with the order) you will be bound by the terms and conditions of our 2026 catalog.

If you do not accept all of the Catalog Terms you must notify us in writing within 10 business days of receiving your acknowledgement or the goods, whichever occurs sooner, to cancel or return the order at your expense. If you fail to do so, you will be bound by the Catalog Terms. In the event of a conflict between the terms on any purchase order, invoice, acknowledgement, or other document and the Catalog Terms, the Catalog Terms will prevail.

Opening orders under \$5,000 (or dealers without open credit terms):

Orders must be paid in advance via ACH, wire, credit / debit card, business check, or cashier's check before the order is manufactured (we do not process C.O.D. orders or hold credit card information on file). Once your order is sent in, please allow at least 3-5 days for us to process and price your order. We will email an order quote with your prices, estimated shipping charges and prepayment instructions. Once your check payment has cleared the bank, a new acknowledgement will be issued with your estimated ship date. Clearing of checks may take anywhere from 3-5 business days for any checks issued from domestic banking institutions.

International checks are not accepted. It is best to pay orders via Wire Transfer on all international orders to avoid delays in processing.

Opening orders over \$5,000:

Please send in a TG credit application with your order, all Dealers will be bound by this Agreement regardless of whether they sign the TG Credit Application Agreement. Allow a few days for account set up and credit application processing. Once credit terms are approved, please refer to your order acknowledgment for the ship dates. If you do not wish to establish open terms, please review the preceding section.

Order Policy:

To ensure that your order is processed without delay we require:

- A written purchase order (no phone orders) from an authorized Dealer including the business name, account number, phone number and purchase order number.
- Ship date and specific shipping instructions. If you request freight collect or 3rd party billing, please provide the account number.
- Our item/style number, fabric number, type and color.
- Quantity of each style.
- Customer's name on all Special Orders.
- Order type:

SP = Special Promotions

EEB = Early Early Buy

TGEX = TG Express Order

EB = Early Buy

CQS = Cantilever Quick-Ship

Note: Dealers who place a single purchase order without specifying a specific program, the order will automatically be shipped out at the longer lead time based on the items ordered. Dealers who want separate shipments with different lead times (i.e. - TGEX and Custom), please write separate purchase orders per program and make sure correct items are offered in those programs. Dealers who place a single purchase order specifying multiple or incorrect programs based on items ordered, the order will automatically be split-shipped separately according to their respective programs.

A 50% deposit may be required for orders that contain custom-colored frames, logos, exclusive items, or large quantities of umbrellas with non-stock fabric. The deposit must be made before the order is scheduled into our system.

Please note that any discrepancies in your purchase order can cause significant delays. You must review the acknowledgment for accuracy and advise TG immediately of any discrepancies or changes. Lead time starts once order is finalized.

Changes/Cancellations:

No cancellations, changes, additions or holds will be accepted for an order for which materials have been ordered or produced. Cancellations and/or changes of product or shipping dates on EARLY BUY orders (as defined below) must be received at our office in writing within 15 days of the acknowledgement date. Cancellations and/or changes of product or shipping dates on custom orders must be received in writing within 3 business days of the acknowledgement date. Order revisions will no longer be accepted for Quick-Ship programs if the order has already been processed in the system or after 24 hours, whichever occurs first. No cancellations or revisions will be accepted after 72 hours for non-stock fabric orders. NO EXCEPTIONS. Any orders that do not follow these guidelines will be charged a 25% re-stocking or handling fee. We cannot guarantee that purchase orders added to an existing order will be shipped together. If items are added to an order or an item on an order is changed, the entire order may be rescheduled as of the date of the change. This may result in a later ship date than the original order. In the event an order is refused and returned to us, a 25% restocking/handling fee may be assessed in addition to the inbound and outbound freight charges. The 25% restock fee also applies to pro forma orders that are canceled due to nonpayment.

Container Orders:

Due to the special pricing on container orders, all containers must be prepaid via wire transfer or paid by letter of credit. If you have not placed a prior container order or if there were previous payment issues or delays or if there are non-stock/custom items on the order, we may require a 50% deposit before we start manufacturing the order. The remaining balance will be due two weeks before the order is shipped. The purchase of a container may also involve bank charges and other charges unrelated to the price of the product including but not limited to duties, storage, shipping, and transportation charges, third party inspection charges whether inspected at point of origin, point of entry or point of delivery. Once your purchase order is sent in, we start reviewing and scheduling your order into our production schedule. It is important that you inform the Baldwin Park office of any order

changes within 10 business days from when your order is sent in. After reviewing your purchase order, we will email an order acknowledgement with your payment instructions. We must be informed of any discrepancies or revisions to CONTAINER ORDERS in writing within 10 business days of sales order acknowledgment date. No cancellations are allowed. When placing orders, please be mindful of Chinese New Year. Generally, our manufacturing schedule is tight around that time.

Backorder/Partial Shipments:

Due to the considerable number of items, we offer, we may not initially be able to ship or deliver your entire order. In such event the balance and/or entire order thereof will be backordered and shipped and delivered at a subsequent time or times. Standard shipping charges will apply to partial or backorder shipments.

Lead Times:

TG CUSTOM: Our goal is to ship custom in stock fabric orders within 3 weeks of the acknowledgement of the order, 5 weeks for non-stock fabrics for Treasure Garden and Shademaker, 8-10 weeks for non-stock fabrics for Jardinico.

EARLY BUY: We will make every effort to ship orders received during the EARLY BUY period within 30 business days of the estimated ship date. All scheduled shipments will be at the factory's convenience.

TGEx: Our goal is to ship TG EXPRESS orders within 2 business days of the acknowledgement of the order.

CQS: Our goal is to ship CANTILEVER QUICK-SHIP orders within 5 business days of the acknowledgement of the order.

Notwithstanding anything to the contrary herein, TG does not guarantee that any shipments of any type of product or order will be delivered at or before a date certain. All large quantities may result in partial shipments. This is a goal – not a guarantee – and may be slightly affected by availability of fabrics & consumer demands.

ALL SHIPMENTS - TG shall, in the event of no routing instructions from the buyer; select a carrier, which it feels, in its sole discretion, can adequately handle each shipment.

Order Scheduling:

Deliveries are subject to fire, storm, flood, war, rebellion, riot, strike or labor trouble, interruptions to transportation, perils of navigation, damage to factory, equipment of facilities, governmental mandates, including the exercise of acts of God, failure of our sources of supply in whole or in part, and other cause beyond our control. We shall not be liable for any damages or failure to deliver or delay in delivery due to any such causes. If possible, we will attempt to ship merchandise the week of the requested ship dates.

However, in order to maintain an orderly schedule, we reserve the right to schedule the merchandise shipment to the nearest available production schedule and to ship accordingly.

Our regular business days are Monday through Friday.

Early Buy Orders:

The deadline for the 2026 Season Early Buy Program is December 31, 2025. These dates are subject to change depending on our production schedule. Due to special payment terms of the Early Buy order, we are unable to restrict or limit the shipping dates; you must be prepared to accept shipment of the Early Buy order at TG's sole convenience. There is a minimum of \$5,000 for Early Buy orders. A 50% deposit may be requested for customers placing their 1st Early Buy order if there were issues with previous orders, the order exceeds the approved credit line or there is custom product that is being ordered. The deposit must be made before the order is scheduled into our system. Ask your Sales Representative for details on our EARLY BUY program.

Freight Charges:

The shipping charges on your invoice may differ from those on your acknowledgement. This is largely due to instability in today's fuel economy. Please understand that these charges are assessed by the carrier, not TG. These charges can sometimes include fuel surcharges, lift gate, extra delivery charges, as well as standard pallet fees and box pallet fees which may not have been indicated on the preliminary freight quotes. The pallet fees may increase depending on the cost of these items.

If the freight charges are prepaid & added to your invoice, the shipping charges may include any applicable pallet charges. To ensure the most economic freight for our customers, we are constantly reviewing freight rates. If we ship your orders freight collect or 3rd party billing, we will bill your company for any applicable pallet charges.

Freight Claims:

All merchandise is delivered to the carrier in factory new condition. Our FOB shipping points are AZ, Baldwin Park, CA or Ningbo, China. The FOB location depends on your order type and product availability. The carrier accepts responsibility for the safe delivery upon acceptance of the shipment. TG should be notified immediately regarding any claims. Claims for loss or damage sustained in transit must be filed by the Dealer, as follows:

Visible Damage:

It is the Dealer's responsibility to check the merchandise and file a claim with the carrier if the shipment was made using the dealer's carrier and account. Request a claim form from the delivering carrier and file your claim immediately. If the shipment was made using TG's carrier and account, it is the Dealer's responsibility to check the merchandise and notify TG immediately of the situation so that a claim can be filed. In either situation, make a notation on the Bill of Lading/Proof of Delivery as to the nature and extent of the

damage and obtain a signature of the carrier's agent. (Failure to adequately describe this information may result in the carrier refusing to honor the claim and TG will not, under any circumstances, be liable for damage sustained in transit).

Concealed Damage:

If damage is discovered when unpacking the merchandise, immediately mark the damaged area and submit a written request for the carrier to inspect. Attach a copy of the concealed damage information. Do not remove the merchandise from the original carton until the carrier inspection is complete. If the merchandise was shipped using TG's carrier and account, it is the Dealer's responsibility to notify TG immediately of the situation so that a claim can be filed. Concealed damage needs to be reported and claim filed within 5 days for all carriers.

Shortage:

It is the Dealer's responsibility to inspect all merchandise and to file claims with the carrier in the event of product shortage. Make a notation on the Bill of Lading/Proof of Delivery as to the number of cartons short. TG must also be notified immediately of any shortages. File the claim with the delivery carrier immediately. No claim for shortages, damaged items or errors will be honored unless it is made in writing on the Bill of Lading immediately upon receipt of the shipment. Notwithstanding anything to the contrary in this Agreement, failure to make a claim on the Bill of Lading will constitute a waiver of any rights to a refund or credit.

Return Goods:

No returns will be accepted without a written Return Authorization (RA#) from the factory. A request for return must be done within 30 days of delivery and all RA's are valid for 60 days. It is the Dealer's responsibility to follow routing instructions. Please email your Customer Service Representative for an RA#. Your request must include the following information:

- Company name, contact name, number & store hours,
- The TG invoice and/or acknowledgement,
- The item no., number of units to be returned and carton total,
- The reason for the return, and
- Which carrier will be returning the goods and the date of the shipment.

Any item that is returned for credit that is not under TG's warranty policy is subject to a 25% restocking fee (and must be properly packaged) plus inbound and outbound freight charges, if applicable. Any item that is returned for repair or replacement that is not under TG's warranty policy is subject to the applicable repair charges listed in the "Other Fees" section, below. FOR FULL CREDIT CONSIDERATION, RETURNED MERCHANDISE MUST BE BOXED & IN NEW CONDITION. TG will only organize the return of product for warranty determination from the original point of shipment within the US and Canada. Per the Treasure Garden Limited Warranty, Treasure Garden restricts warranty service for TG products to the country where Treasure Garden or its authorized TG retail Dealers originally sold the product.

Errors:

There may be errors in the prices, descriptions or images of certain merchandise in our price list or sales material. We reserve the right to restrict orders of those items.

Other Fees:

These fees apply to both contract accounts and retail Dealers.

- Non-warranty repairs are subject to a labor charge of \$50 per hour plus applicable parts, inbound and outbound freight charges. Please allow at least 5 business days for processing.
- A \$15 handling fee will be added to any purchase under \$50. To avoid this fee, please accumulate your product needs and place orders together. DOES NOT APPLY TO PARTS, FABRIC BY THE YARD OR DISPLAY STANDS.
- A \$15 drop shipment fee will be added to drop shipment orders. We can drop ship orders to US addresses only. The appropriate sales and use tax will be added to the orders unless we have a resale certification or tax exemption for the state that the items are being shipped to. Depending on the item, additional delivery charges may apply. TG reserves the right to rescind or modify, at its sole discretion, drop shipments or the drop shipment of specific items.
- A \$25 service charge will be assessed on any returned check.
- Residential delivery fees, lift-gate fees, limited access and "call before delivery" fees vary depending on the carrier.
- A Materials Handling Fee may be assessed for palletized orders shipping LTL freight collect or when special labels are required to print for each order.

Shipping:

Most TG products can be shipped using parcel companies (UPS, FedEx or other). Some of our larger or heavier products, however, must be shipped with a trucking company. Such products are identified with the "Truck Only". TG can only ship to addresses in the US and Canada. If shipping to Canada, you must have your own broker to clear items through customs and this information must be provided with the purchase order.

Treasure Garden Storage Policy:

We reserve the right to assess storage fees if you are not able to receive the product when Treasure Garden is ready to ship, your carrier does not pick up within 3 days of notification that the shipment is ready or after a 3-day grace period*. The grace period starts the day after the original Estimated Ship Date on your Order Acknowledgement (or the date the product is ready to ship). When the grace period expires, the following storage policy and pricing will be applied:

- Un-palletized orders are \$50 per day*
- Palletized orders are \$50 per day*; plus, an additional \$20 per pallet

*All time frames referenced in policy are business days

† Customer is responsible for all shipping charges if they are unable to receive shipment when carrier is ready to deliver. This includes but is not limited to, storage and re-delivery fees. †† Storage is not available for Cash In Advance / prepay customers.

Payments:

Payment will be accepted in US Dollars only. If a deposit or pre-payment is paid by a standard business check drawn on a domestic banking institution, please allow 2-5 business days from TG's deposit date for your funds to clear. If paid by a standard business check drawn on an international banking institution, please allow 4-6 weeks from TG's deposit date for your funds to clear. If your deposit is prepaid via wire transfer, please allow 1 business day for your funds to clear. Invoice payments should be sent to be received on or before the due date at our corporate office in Baldwin Park, CA at the address in the "Notices" section, below. Payments made in a different manner may be delayed.

Pricing:

"MSRP" means the Manufacturer's Suggested Retail Price as set forth in this Catalog. "MAP" means the Minimum Advertised Price as set forth in this paragraph. Dealers must adhere to MAP requirements when advertising via any traditional media, in all online advertising, online comparison price shopping, and landing pages. Dealers cannot advertise TG products below a published Net MAP price list effective the start of each fiscal year. TG reserves the right to adjust MAP pricing based on MSRP and/or MSRP pricing, changes due to tariff implementation and/or other unforeseen market conditions, as needed during the fiscal year. This net pricing is inclusive of, but not limited to, discounts such as coupons, promo codes, email "sign up" discounts and sales tax. In addition, no advertisements may state or otherwise suggest that the TG MSRP is higher than the actual MSRP as set forth in this catalog. It is also incumbent on all dealers to update their pricing October 1, 2025 for 2026 season to reflect any changes to MSRP and MAP that might occur. MAP Policy may vary for international dealers, please see your local sales representatives for details.

Minimum Advertised Price Requirements:

As in any Minimum Advertised Price ("MAP") program, the intent is to uphold the integrity of the Treasure Garden line of products and protect the investments made by Treasure Garden and its Dealers and retail partners. Violating MAP requirements only serves to devalue the brand in the eyes of the consumer. These MAP requirements apply to any Dealers advertising TG products via traditional media including, but not limited to, newspapers, mailers, inserts, circulars, magazines, catalogs, television and radio. In addition, the MAP requirements apply to any Dealers selling or advertising TG products online and/or having a checkout/cart system.

MAP Policy Violation Enforcement:

TG reserves the right to determine, in its sole and unfettered discretion, whether a violation of the MAP requirements has occurred. If TG determines that a Dealer has violated the MAP requirements, TG may, in its sole and unfettered discretion, terminate its relationship with the Dealer without notice or an opportunity to cure. The Dealer agrees that money damages or other legal remedies would not, standing alone, be a sufficient or adequate remedy for any breach or violation of the MAP requirements. As such, in addition to all other remedies available to TG, TG shall be entitled to an injunction restraining such breach or violation and to other equitable relief, including specific performance, without a bond or other security being required.

Product Advertising:

All TG products advertised may include the Treasure Garden name in the product description. Product advertising may include proprietary names (e.g., O'bravia®, Solefin®, etc.) and the Treasure Garden logo in product descriptions. Product names cannot be changed without prior approval (e.g. EVO, Polaris, etc.). Dealers may use their own images of TG products that they have taken themselves OR use images offered in TeamTG. Treasure Garden logos and logos of proprietary products will be provided on TeamTG. Lifestyle images provided by Treasure Garden should not be altered without prior approval. The Dealer's permission to use the Treasure Garden brand, trade names, logos, images, and any intellectual property is subject to the Dealer's strict compliance with this Agreement including, but not limited to, the MAP requirements.

Bulk Sale Restrictions:

If a Dealer decides to resell product to a third party said Dealer is responsible for any warranty or service issues, as well as is still bound to this agreement. The third party is not under agreement with TG, it is the Dealer that is doing business with TG.

Duty to Notify TG of Complaints:

Dealers shall make a careful and thorough inspection of all goods received. Subject to and without limitation of the requirements of the "Freight Claims" section above, Dealers must notify TG in writing of any complaints or issues, whether existing or reasonably foreseeable, relating to TG's performance including, but not limited to, discrepancies in quantity or description of items delivered, defects or potential defects in items delivered, or any other issue whatsoever relating to TG's performance (except issues relating to billing disputes, which are dealt with in the next section.) Notice shall be provided to TG within 30 days of: (i) the Dealer's receipt of any defective or non-conforming goods, or (ii) the time any other issue complained of came, or should, with reasonable care, have come to Dealer's attention -- whichever is earlier. Unless timely notification is received by TG in accordance with the terms hereof, which notice shall identify with particularity all complaints or issues asserted by the Dealer, the Dealer irrevocably waives any and all complaints relating to any defective or non-conforming product or any other issue whatsoever relating to TG's performance and the Dealer shall have no recourse against TG. The Dealer shall be solely responsible for retaining proof that the written notice required by this section was received by TG.

Payment Obligations:

Dealers agree to examine immediately upon receipt each of TG's statements of account, invoices, or other billing statements (collectively, "Bills"), and to notify TG in writing of any disputed Bills within 10 days of receipt. Such disputes may include, but are not limited to,

disputes relating to charges for items that were billed but not received; charges for product that was received but not ordered; or charges for items that were returned, refused, credited, or have a freight claim pending. Dealers will not withhold payment when disputes arise. Only the disputed portion of a timely disputed past-due balance may be withheld. Unless timely notification is provided to TG in accordance with the terms hereof, which notice shall identify with particularity any and all objections to any of TG's Bills, the Dealer irrevocably waives any and all objections to TG's Bills. In addition, the Dealer agrees that its obligation to pay TG is separate and independent from any obligations TG may have to the Dealer. In the event the Dealer fails to pay TG in accordance with the terms hereof, the Dealer irrevocably waives the right to assert any and all claims, offsets, or any other defenses whatsoever to TG's right to payment. The Dealer further agrees that any payments to TG may be applied to any invoices or other indebtedness owed to TG, in TG's sole and absolute discretion. The Dealer shall be solely responsible for retaining proof that the written notice required by this section was received by TG.

Statements are sent out on the 1st business day of each month and mid – month.

Adequate Assurance & Right to Suspend Delivery:

Without limitation to any of TG's rights hereunder, if the Dealer fails to fulfill the terms of payment of any invoice, or fails to perform any other obligation whatsoever to TG or if there is change in ownership or if the financial condition of the Dealer shall become impaired or unsatisfactory to TG in TG's sole discretion, or if necessitated by any acts of governmental authority, TG reserves the right to change the terms of payment, discontinue further shipments, and/or cancel all orders and deliveries in progress to Dealer, without notice, until all past due payments are made in full or such acts of governmental authority shall have been complied with or Dealer has provided security satisfactory to TG, in TG's sole discretion, which may include, by way of example only, cash in advance or proforma terms.

Attorneys' Fees:

The Dealer agrees that it shall be liable for all of TG's attorneys' fees (including local counsel fees), experts' fees, accountants' fees, court fees, collection costs, collection agency fees (if applicable), and any other expenses, whether or not incurred in connection with litigation or arbitration, arising from the breach of any term of this agreement by the Dealer, and/or in connection with the enforcement of any judgment or award rendered in favor of TG.

Governing Law:

You agree that all matters relating to your purchase and use of TG products, including all disputes, will be governed by the laws of the United States and by the laws of the State of California without regard to its conflicts of law provisions. You agree to the personal jurisdiction by and venue in the state and federal courts in Los Angeles County, California, and waive any objection to such jurisdiction or venue.

No Waiver:

None of TG's rights hereunder will be deemed to be waived or modified in any way based upon the manner in which this Agreement is performed or TG's failure to enforce its rights hereunder or insist on strict and timely performance of the Dealer's obligations. Without limitation to the foregoing, acceptance of payment outside of the stated credit terms shall not operate as a waiver of the stated credit terms.

Limitation on Liability:

In no event will TG be liable to the Dealer for any lost profits, lost savings, or any consequential, incidental or special damages arising out of or in connection with the parties' relationship, even if TG has been put on notice of the possibility of such damages. Without limitation to the foregoing, under no circumstances will TG be liable to the Dealer for punitive damages.

Disclaimer:

Please note that TG, reserves the right to alter or modify product styles and to discontinue frames and fabrics without notice. For more information about TG products, please contact us at: (626) 814-0168 or email: info@treasuregarden.com

Mount Kit Disclaimer: The mount kit should only be professionally installed by a licensed contractor. Treasure Garden® assumes no liability and expressly disclaims any responsibility for injuries or damages arising from or related to the failure of buyer to have the mount kit installed by a licensed professional contractor. Treasure Garden makes no warranty except as expressly stated herein, and no warranty except Title to Materials furnished shall be implied with respect to this order.

Disclaimer of Warranties: Except as herein expressly set forth, this product is sold "as is" and "with all faults", and without any implied warranty of merchantability -- which warranty is hereby expressly excluded. This product is sold without any implied warranty of fitness for a particular purpose -- which warranty is hereby expressly excluded. Moreover, there are no warranties which extend beyond the description on the face hereof.

Notices:

All written notices required hereunder shall be ineffective unless sent to the following addresses by US mail, UPS, Federal Express and email:
info@treasuregarden.com – and – Treasure Garden, Inc.
13401 Brooks Drive
Baldwin Park, CA 91706

Headings:

Section headings are inserted for ease of reference only and shall have no effect on the interpretation of this agreement.

Warranty/Guarantee

Treasure Garden items are designed for residential use and are not warranted for commercial applications (unless specified for Commercial use).

LIMITED WARRANTY (Frames and Accessories)



Ten (10) years
Z-Plate Base



Three (3) years
FLEX styles



Two (2) years
Starlux AKZ Plus Cantilever styles
AKZ Plus Cantilever styles
AG25T Cantilever styles
Easy Track styles
Shanghai Collar Tilt style
TWIST style
Starlux Collar Tilt style
Collar Tilt styles
Auto Tilt styles
Athens Base
Aurora Base



One (1) year
Starlux AKZ Plus Rechargeable Battery Pack
Quad Pulley Lift style
Glide Tilt styles
Push Button Tilt styles
Umbrella Bases & Accessories
Umbrella Lights
Outdoor Rugs
Protective Furniture Covers

Limited Warranty Includes:

Powder coated finish, frame, ribs, finial, tilt, cord, crank handle, housing, canopy and rib pocket seams. If a defect in the original material or workmanship appears during the warranty period on any Treasure Garden product; Treasure Garden, at its option, will repair or replace the product without charge.

Authorized Retailer:

Requests for returns must be FAXED in to **(888) 821-8868**
Attn.: Customer Service or contact a Customer Service Rep.

Limited Warranty Fabric (Furniture Grade):

The following fabric lines have a limited warranty against fading for:
5 years - Sunbrella®/Outdura®/Tempotest®
4 years - O'bravia®

The Limited Warranty only applies to TG product purchased directly from Treasure Garden, Inc. and its affiliates, or an authorized TG retail Dealer, as defined in our Terms and Conditions; the Limited Warranty is not transferable. Should the Purchaser or Owner sell the TG product to another party, the warranty will not transfer to the new owner.

What Is NOT Covered:

Failure caused by unreasonable or abusive use, or failure caused by neglect of reasonable and necessary care, and any modification to product are not covered by this warranty. We will only warranty products which are properly secured to an adequate base or mounting system and adhere to our required base weight minimums.

Additionally, acts of nature (including but not limited to wind, hurricanes, tornadoes, and storms) are not covered by this warranty. This warranty covers return freight of any warranted product only for the first year. This warranty gives you specific legal rights and you may have other rights which vary from state to state.

Closeout and promotional items sold by the dealer "as is" are not covered by this warranty.

Wind Damage:

Treasure Garden highly recommends that no umbrella, regardless of size or weight, ever be left unattended in the open position. In windy conditions, it is further recommended that umbrellas be closed, removed from their base, and stored or laid horizontally. This will reduce the risk of personal injury, damage to your umbrella, furniture, and other belongings or property. To ensure stability of your umbrella, please observe proper placement, and use sufficient base weight. This catalog contains minimum recommendations for necessary weight for each style. Keep umbrella properly secured to an umbrella base at all times. Thoroughly read and follow all provided instruction manuals.

WIND DAMAGE IS NOT COVERED UNDER OUR LIMITED WARRANTY.

Irregularities in Production Process:

The possibility of "Irregularities" in the product surface may occur during the production process. However, these irregularities do not reduce the quality of the product. Treasure Garden monitors every stage of production to ensure a clean and consistent appearance on every part.

Rust:

Rust is a natural part of the aging process of all Steel or Iron based materials and is therefore NOT considered a defect. Treasure Garden Cast Iron & Steel plate bases are designed to require minimum maintenance. Bases should be kept clean.

Do not let dirt build up on the bases. Cleaning with mild soap and water, and seasonal touch-up of any scratches, chips or occasional rust seepage from crevices or hidden, un-finishable surfaces inherent in some designs is all that is required. Touch Up paint in matching frame colors are available through your retail dealer. Never leave bases standing in water. To keep your bases looking their best, you may wish to store them when not in use for an extended period of time.

Seaside and Pool Usage:

CAUTION: Do not leave umbrella in pool for extended periods of time. It is recommended to remove the umbrella from pool and immediately clean after use. Seaside and in-pool use, salt & chlorides can accumulate on the powder coat finish, leading to finish failure. Failure to do so will void the limited warranty.

International Returns:

If an item is found to be under warranty Treasure Garden shall only be responsible for ground shipping charges to the location of the product within the continental United States. Any duties, express, international or special shipping charges are at the expense of the retail dealer or consumer.

IMPORTANT RESTRICTION FOR TG PRODUCTS WARRANTY SERVICE:
Treasure Garden restricts warranty service for TG products to the country where Treasure Garden or its authorized TG retail Dealers originally sold the product.

NO RETURNS ON CUSTOM OR DESIGNER CANOPY/VALANCE UMBRELLAS.

THE SELLER DISCLAIMS ANY IMPLIED WARRANTY OF MERCHANTABILITY.



Shademaker and Jardinico® manufacture all its shade styles from the finest aluminum alloys to ensure the strength, durability, and integrity of each and every style. We pride ourselves as a totally vertical operation. This means that we manufacture and produce over 90% of the components used in our products from the raw state. We can monitor every stage of the manufacturing process and maintain a consistent level of quality.

Our goal is that each and every Shademaker and Jardinico style will exceed your expectations.

Our **Limited Warranty** is outlined below. NOTE: Wind damage is not covered under any manufacturer's warranty.

SHADEMAKER

Aquarius, Libra, Atlas, Astral, Taurus, Solaris, Polaris, Gemini

10 Year Limited Warranty

- Mast, center post/side post, arms, ribs, upper and lower hub, and stainless steel hardware

5 Year Limited Warranty

- Frame finishes, including powder coated
- Lift system components, including crank mechanism
- Rib lights
- Battery Pack

1 Year Limited Warranty

- Remote

Titan, Infinity, Z-Plate Bases

10 Year Limited Warranty

- Galvanized frame
- Galvanized steel plates
- Hot zinc steel plates

5 Year Limited Warranty

- Powder coat finish
- Base lid

1 Year Limited Warranty

- Base wheels

Sand Anchor

3 Year Limited Warranty

- Powder coat finish
- Stainless Steel Hitch Pin

Athens, Aurora Bases

2 Year Limited Warranty

- Cast aluminum base

1 Year Limited Warranty

- Base wheels
- Base stem
- Powder coat finish

External Stem, Mount Kits, Steel Base, Monaco Base, Commercial Base, Add-on Weight, Protective Covers

1 Year Limited Warranty

- Stem, adapter plate and in-ground fitting
- Base wheels
- Powder coat finish

JARDINICO

JCP.101, JCP.201, JCP.301, JCP.401, JCP.501, JCB.101, JCB.301, JCB.401

5 Year Limited Warranty

- Mast, head fitting, elbow, center post/side post, arms, ribs, top and bottom hub, stainless steel hardware, and bases
- Powder coat finish

Mount Kits, Protective Covers, Accessories

1 Year Limited Warranty

- Adapter plate, in-ground fitting
- Wheels

FABRIC

10 Year Limited Warranty applies to Sunbrella awning and marine grade fabrics collection. Visit www.sunbrella.com for more details. Labor charges are not covered under this limited warranty. NOTE: Sunbrella awning/marine fabric is treated with a finish which gives the fabric its water repellency and a firmer hand which helps in the sewing and fabrication of the products. Mark-off/Crazing may appear as white scuff marks or thin white lines on the fabric which will normally diminish or go away with normal weathering and will not affect the overall performance of the product.

5 Year Limited Warranty applies to Tempotest Starlight FR®, Sunbrella®/Outdura®/Tempotest® furniture grade, and O'bravia® awning grade fabrics. For more details, visit www.sunbrella.com, www.outdura.sattler.com, www.tempotestusa.com, and www.obravia.com.

What Is NOT Covered:

Failure caused by unreasonable or abusive use, or failure caused by neglect of reasonable and necessary care, and any modification to product are not covered by this warranty. We will only warranty products which are properly secured to an adequate base or mounting system and adhere to our required base weight minimums. If the powder coat finish flakes, bubbles, peels or loses color; Shademaker/Jardinico will re-finish or replace the defective base at its discretion. Normal wear and tear is not covered under this limited warranty. Labor charges are not covered under this limited warranty.

Additionally, acts of nature (including but not limited to wind, hurricanes, tornadoes, and storms) are not covered by this warranty. This warranty covers return freight of any warranted product only for the first year. This warranty gives you specific legal rights and you may have other rights which vary from state to state.

Closeout and promotional items sold by the dealer "as is" are not covered by this warranty.

Wind Damage:

Shademaker and Jardinico highly recommends that no umbrella, regardless of size or weight, ever be left unattended in the open position. In windy conditions, it is further recommended that umbrellas be closed, removed from their base, and stored or laid horizontally. This will reduce the risk of personal injury, damage to your umbrella, furniture, and other belongings or property. To ensure stability of your umbrella, please observe proper placement, and use sufficient base weight. This catalog contains minimum recommendations for necessary weight for each style. Keep umbrella properly secured to an umbrella base at all times. Thoroughly read and follow all provided instruction manuals.

WIND DAMAGE IS NOT COVERED UNDER OUR LIMITED WARRANTY.

Seaside and Pool Usage:

CAUTION: Do not leave umbrella in pool for extended periods of time. It is recommended to remove the umbrella from pool and immediately clean after use. Seaside and in-pool use, salt & chlorides can accumulate on the powder coat finish, leading to finish failure. Failure to do so will void the limited warranty.

Irregularities in Production Process:

The possibility of "Irregularities" in the product surface may occur during the production process. However, these irregularities do not reduce the quality of the product. Shademaker and Jardinico monitors every stage of production to ensure a clean and consistent appearance on every part.

Rust:

Rust is a natural part of the aging process of all steel based materials and is therefore NOT considered a defect. Steel plate bases are designed to require minimum maintenance. Bases should be kept clean. Do not let dirt build up on the bases. Never leave bases standing in water. To keep your bases looking their best, you may wish to store them when not in use for an extended period of time.

International Returns:

If an item is found to be under warranty Shademaker and Jardinico shall only be responsible for ground shipping charges to the location of the product within the continental United States and Canada. Any duties, express, international or special shipping charges are at the expense of the retail dealer or consumer.

Important Restriction for Shademaker and Jardinico products Warranty Service:

Shademaker and Jardinico restricts warranty service products to the country where Shademaker, Jardinico or its authorized retail dealers originally sold the product.

It is our policy to continuously improve designs, materials and manufacturing methods in order to provide you with the finest products. Therefore, variations in specifications, materials, prices, styles and finishes may be made without notice.

NO RETURNS ON CUSTOM OR DESIGNER CANOPY/VALANCE UMBRELLAS.

THE SELLER DISCLAIMS ANY IMPLIED WARRANTY OF MERCHANTABILITY.

Those filing warranty claims will be responsible for all shipping, handling, and freight charges on all claims to Shademaker/Jardinico in Baldwin Park, CA. All warranty claims must be submitted with the original proof of purchase, date of purchase, name of dealer, and the description of the damage. The Shademaker and Jardinico warranty is not transferable. Shademaker and Jardinico reserves the right to repair, replace, and/or redesign any product that is returned under a warranty claim.

For questions, contact Shademaker/Jardinico Customer Service:
626-338-8810, info@shademakerusa.com or info@jardinicousa.com



SHOWN
Umbrella:
UM809-1H
6450 Grass

Base:
BG500



SHOWN

Umbrella:

UM840-09

5453 Canvas with B2 5476 Heather Beige Binding

Base:

BS709-2.0



