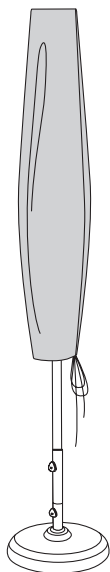




Assembly Guide



PROTECTIVE COVER



PFC901 *Umbrella*



PFC902 *Large Umbrella*




PFC910 *X-Large Umbrella*

Thank you for purchasing Treasure Garden's Protective Cover.
Please remove all contents from the package, inspect and review checklist.

CHECKLIST

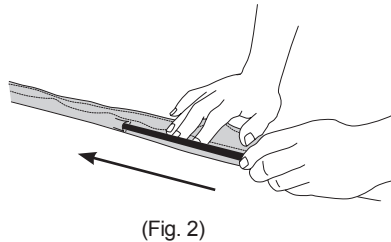
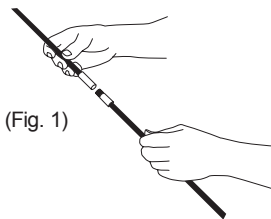
- A - (1) Storage Bag
- B - (1) Protective Cover
- C - (3) Rods - PFC901, PFC902 styles
- (4) Rods - PFC910 style



STEP 1

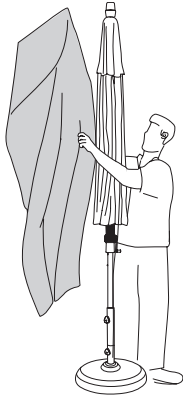
ASSEMBLE RODS

- Remove protective cover and rods from storage bag.
- Join the (3) or (4) rods together (Fig. 1).
- Slide rod into slot of protective cover (Fig. 2). Let end of rod slide back into built-in pocket.

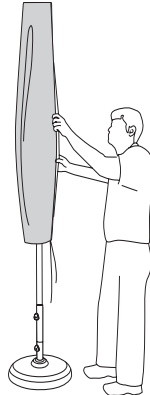


STEP 2 SLIDE OVER UMBRELLA & SECURE COVER

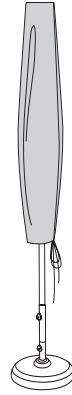
- Unzip protective cover.
- Using rod as a guide, slide protective cover over umbrella (Fig.3).
- Straighten out protective cover (Fig. 4).
- Pull string to zip close your protective cover.
- Tie string at bottom of cover to secure in place (Fig. 5).



(Fig. 3)



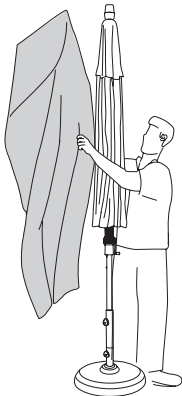
(Fig. 4)



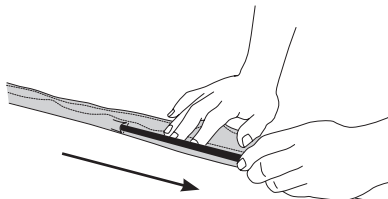
(Fig. 5)

STEP 3 REMOVING PROTECTIVE COVER

- Untie string at bottom of protective cover.
- Pull string with zipper upward until protective cover is fully unzipped.
- Using rod as a guide, slide protective cover off umbrella (Fig. 6).
- Remove rod from protective cover and disassemble (Fig. 7).
- Fold protective cover and store away in storage bag (Fig. 8).



(Fig. 6)



(Fig. 7)



(Fig. 8)

WARRANTY:

Treasure Garden warrants this product (for residential use ONLY) to be free from defects in original materials and workmanship for a period of 1 year from the date of purchase. If a defect in the original material or workmanship appears during the warranty period; Treasure Garden will (at its discretion) repair or replace the product without charge.

Simply contact your original authorized Treasure Garden dealer with a description of the defect. The dealer will verify the defect and work closely with Treasure Garden to obtain the necessary service. In many cases, simple problems can be solved with a replacement part that can be shipped directly to the dealer for professional installation / repair.

There are no serviceable parts within this product. Tampering with or altering the product will void warranty.

In the event that warranted factory service is required, Treasure Garden will assume the responsibility of the return freight charges for the first year only.

Returned product that (upon receipt and inspection) is deemed to be "not covered" under our warranty, will be shipped / billed at your expense.

This warranty gives you specific legal rights, and you may have other rights which vary from state to state.

NOTE: Failure caused by unreasonable or abusive use, or failure caused by neglect of reasonable and necessary care are not covered by this warranty.

Additionally, acts of nature (including but not limited to wind, hurricanes, tornadoes, and storms) are not covered by this warranty.



www.treasuregarden.com

©2025 Treasure Garden, Inc. - All Rights Reserved.
v.03.19.25