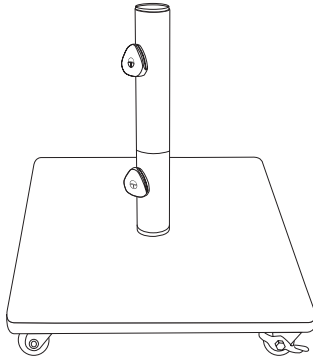




---

## Assembly and Operation Guide



### BASE



**BSK120** *120 lbs. Steel Base  
with Casters*

**WARRANTY:**

Treasure Garden warrants this product (for residential use ONLY) to be free from defects in original materials and workmanship for a period of 1 year from the date of purchase. If a defect in the original material or workmanship appears during the warranty period; Treasure Garden will (at its discretion) repair or replace the product without charge.

Simply contact your original authorized Treasure Garden dealer with a description of the defect. The dealer will verify the defect and work closely with Treasure Garden to obtain the necessary service. In many cases, simple problems can be solved with a replacement part that can be shipped directly to the dealer for professional installation / repair.

In the event that warranted factory service is required, Treasure Garden will assume the responsibility of the return freight charges for the first year only.

Returned product that (upon receipt and inspection) is deemed to be "not covered"

under our warranty, will be shipped / billed at your expense.

This warranty gives you specific legal rights, and you may have other rights which vary from state to state.

**RUST:** Rust is a natural part of the aging process of steel or iron based materials, and is therefore NOT considered a defect.

**CAUTION:** Seaside and indoor pool use, salt & chlorides can accumulate on the powder coat finish, leading to finish failure. Failure or neglect to make needed cleanings may cause paint to blister, and such failure will void limited warranty.

**NOTE:** Failure caused by unreasonable or abusive use, or failure caused by neglect of reasonable and necessary care, and any modification to product are not covered by this warranty.

Additionally, acts of nature (including but not limited to wind, hurricanes, tomadoes, and storms) are not covered by this warranty.



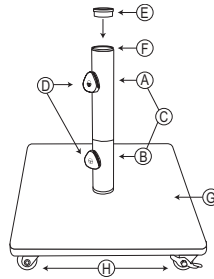
[www.treasuregarden.com](http://www.treasuregarden.com)

©2026 Treasure Garden, Inc. - All Rights Reserved.  
v.06.10.26

Thank you for purchasing Treasure Garden's Steel Base.  
Please remove all contents from the package, inspect and review checklist.

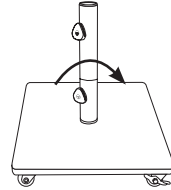
## CHECKLIST

- A - (1) Upper Stem
- B - (1) Reduced Stem
- C - (1) Full Stem
- D - (2) Knobs
- E - (2) Reducers
- F - (1) Ring
- G - (1) Steel Base
- H - (1) Caster Wheels (2 Locking, 2 Standard)



## STEP 1 ASSEMBLE BASE

- Carefully remove base from box.
- Attach stem to base and turn clockwise until fully tightened.

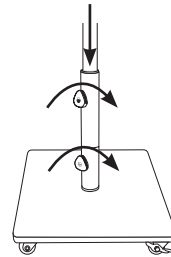


## STEP 2 SECURING UMBRELLA

- Place base in desired location.
- Insert umbrella into base stem and tighten knobs by turning clockwise to secure umbrella in place.

### Note:

- Base knobs may loosen over time. Simply tighten base knobs during use of umbrella to ensure umbrella is secure.



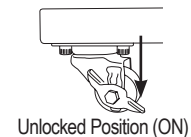
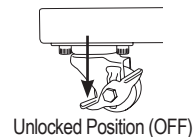
## STEP 3 MOVING BASE

The BSK120 Steel Base features 2 locking caster wheels.

- To unlock wheels and move base to another location, simply press to OFF position and roll base to new desired location.
- To lock wheels to secure base in place, press to ON position.

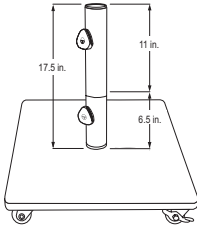
### MOVE WITH CAUTION:

- Base with umbrella weighs over 150 lbs.
- Make sure umbrella is in closed position and free of objects before moving base.



## STEM FEATURES

### FULL STEM

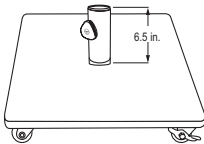


Recommended for free-standing



Free-standing application

### REDUCED STEM



For under-the-table use

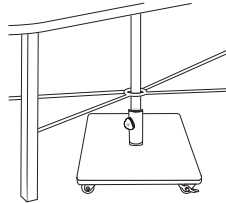


Table application

## SAFETY PRECAUTIONS

- To reduce risk of personal injury in which a person is injured or harmed, and/or damage to personal property, read and follow the Assembly Guide prior to assembling and operating umbrella and base.
- Close and store the umbrella in windy conditions or when a storm approaches. Never allow the umbrella to flap in the wind; this could cause personal injury, damage to personal property, damage to umbrella and/or umbrella canopy. Do not use tilting function during windy conditions.
- Keep umbrella secured to umbrella base at all times. Base knobs may loosen over time. Simply tighten base knobs during use of umbrella to ensure umbrella is secure.
- Do not leave open umbrella unattended. If damage occurs, this is not covered by the warranty.
- When adjusting the umbrella, make sure that no person(s), item(s) or personal property are close to the umbrella. This is important to prevent injury or material damage.
- Do not allow children to play on or with umbrella or umbrella base.
- When adjusting or assembling the umbrella or umbrella base, make sure fingers, toes or any other parts of the body are clear from moving parts. Failing to do so may result in serious injury.